ALPHA & OMEGA SEMICONDUCTOR

Powering a Greener Future™

Selector Guide

Q3/2022

www.aosmd.com

CORPORATE OVERVIEW

Alpha and Omega Semiconductor Limited (AOS) is a designer, developer and global supplier of a broad range of power semiconductors, including a wide portfolio of Power MOSFET, IGBT, IPM, HVIC, SiC, TVS, Power IC, Digital Power, and Automotive products. AOS has developed extensive intellectual property and technical knowledge that encompasses the latest advancements in the power semiconductor industry, which enables it to introduce innovative products to address the increasingly complex power requirements of advanced electronics. AOS differentiates itself by integrating its Discrete and IC semiconductor process technology, product design, and advanced packaging know-how to develop high-performance power management solutions. AOS's products are aimed at, but not limited to applications such as portable computers, flat panel TVs, LED lighting, smartphones, battery packs, consumer and industrial motor controls, automotive electronics, and power supplies for TVs, computers, servers and telecommunications equipment.

MARKET SEGMENTS

	Computing / Conventional	Computing / Advanced	Consumer	Communications	Industrial / Power Supplies
APPLICATIONS	■ **Notebooks** ■ **Netbooks** ■ **Desktops** ■ **NB Battery Packs** ■ **Game Consoles** ■ **Docking Stations** ■ **Computer Monitors**	■ **Servers** ■ **Data Storage Devices** ■ **Ultra Notebooks** ■ **Tablets** ■ **Graphic Cards**	■ **Quick Charger** ■ **TV DC-DC Conversion** ■ **LED Drivers** ■ **LED Backlighting** ■ **Home Appliances** ■ **Induction Heating**	■ **Mobile Phones** ■ **Networking** ■ **Battery Packs**	■ **Motor Controls** ■ **Power Supplies** ■ **Telecom Power** ■ **Lighting** ■ **Welding** ■ **PV Inverters**
KEY FAMILIES / PLATFORMS	■ **Power ICs** – DC-DC EZBuck™ – DrMOS – SPS – Smart Load Management – Type C PD – Digital Multiphase Controller – Hybrid Multiphase Controller ■ **Low and Medium Voltage MOSFETs** – Gen5+ – XSFET™ Family – AlphaSGT2 – Load Switch ■ **High Voltage Super Junction MOSFET** – 600V αMOS5™ – 700V αMOS5™ ■ **TVS** – ESD TVS – Surge TVS	■ **Power ICs** – DC-DC EZBuck™ – DrMOS – SPS – Smart Load Management – Type C PD – eFuse ■ **Low and Medium Voltage MOSFETs** – Gen5+ – XSFET™ Family – AlphaSGT2 – AlphaDFN™ ■ **αSiC** ■ **Digital Power** – Controller – SPS ■ **TVS** – ESD TVS – Surge TVS	■ **Power ICs** – DC-DC EZBuck™ – AC/DC – Smart Load Management ■ **Low and Medium Voltage MOSFETs** – Gen5+ – AlphaSGT2 ■ **High Voltage Super Junction MOSFETs** – 600V αMOS5™ – 700V αMOS5™ ■ **αSiC** ■ **IPMs** – 600V IPM – 700V IPM ■ **IGBTs** – 650V IGBT/FRD – 1200V & 1350V IGBT/FRD ■ **TVS** – ESD TVS – Surge TVS	■ **Power ICs** – DC-DC EZBuck™ – DrMOS – SPS – Smart Load Management – Half-Bridge Driver (Coil Driver) ■ **Digital Power** – Controller – SPS ■ **Low and Medium Voltage MOSFETs** – Gen5+ – XSFET™ Family – AlphaSGT2 – AlphaDFN™ ■ **TVS** – ESD TVS – Surge TVS	■ **Power ICs** – AC-DC – Half-Bridge Driver (SMM) ■ **Medium Voltage MOSFETs** – AlphaSGT2 ■ **High Voltage Super Junction MOSFETs** – 600V αMOS5™ – 700V αMOS5™ ■ **αSiC** ■ **IPMs** – 600V IPM – 700V IPM ■ **IGBTs** – 650V IGBT/FRD ■ **TVS** – ESD TVS – Surge TVS Green Product RoHS Compliant

AOS SALES OFFICES

UNITED STATES

475 Oakmead Parkway
Sunnyvale, CA 94085
Phone: +1 (408) 830-9742
Fax: +1 (408) 830-9749
Email: Inquiries@aosmd.com

EUROPE

Phone:+49 7131 6446756
Email: AOSEurope@aosmd.com

HONG KONG

Room 701, Tesbury Center
28 Queen's Road East
Wanchai
Phone: +86 (755) 8351-7733
Email: AOSChina@aosmd.com

TAIWAN

9/F, No. 292 Yangguang Street
Neihu District
Taipei City 11491
Phone: +886 (2) 8751-5616
Fax: +886 (2) 2627-4762
Email: AOSTaiwan@aosmd.com

CHINA

Shenzhen

East 8/F, Matsunichi Building
#9996 Shennan Blvd.
Shenzhen 518057
Phone: +86 (755) 8351-7733
Fax: +86 (755) 835-15883
Email: AOSChina@aosmd.com

Shanghai

Room 1002-1005, Tower 1,
Kerry EverBright City
218 Tianmu West Road
Shanghai 200070
Phone: +86 (21) 6353-3218
Fax: +86 (21) 6353-9339
Email: AOSChina@aosmd.com

Suzhou

Room 05/06, floor 23A, Bldg. A
Urban Life Plaza, 251 Pinglong Rd.
Gusu District, Suzhou 215026
Phone: +86 (189) 6210-4706
Email: szhzhu@aosmd.com

Beijing

Room 406, Jintai Fudi Building,
No. 9 Yard, Anningzhuang West
Road, Haidian District, Beijing 100085
Fax: +86 (21) 6353-9339
Phone: +86 (186) 1126-3304
Email: Qsbi@aosmd.com

Chengdu

Phone: +86 (180) 1112-2993
Email: Zhongwu@aosmd.com

Qingdao

Phone: +86 (180) 0532-0539
Email: minhui.wang@sh.aosmd.com

JAPAN

5F, Yurakucho Building
1-10-1 Yurakucho
Chiyoda-ku
Tokyo 102-0083
Phone:+81 (3) 6826-1401
Email: AOSJapan@aosmd.com

SOUTH KOREA

10th Floor, Bandi Building
Bongeunsa-ro 114
Gangnam-gu
Seoul 135-907
Phone: +82 (2) 557-8501
Fax:+82 (2) 557-8420
Email: AOSKorea@aosmd.com

ASEAN

Email: AOSAsean@aosmd.com

To contact any of our sales partners worldwide, please visit our website at: **www.aosmd.com/contact**

DIVERSE CUSTOMER BASE

Telecom	Consumer		Computing	Industrial
	Black Goods	White Goods		
▪ Artesyn ▪ BEL ▪ Delta ▪ Efore ▪ Emerson ▪ H3C ▪ Murata ▪ Nokia ▪ ZTE	▪ Changhong ▪ Hisense ▪ LG ▪ Panasonic ▪ Samsung ▪ Sony ▪ TCL	▪ Diehl ▪ GE ▪ Haier ▪ Hisense ▪ Microsteps ▪ Midea ▪ Miele ▪ Nidec ▪ Panasonic ▪ Robam ▪ Samsung ▪ Whirlpool	▪ Acer ▪ AMD ▪ Asus ▪ Dell ▪ Hewlett Packard ▪ Lenovo ▪ Microsoft ▪ Nvidia	▪ BYD ▪ Chicony ▪ Delta ▪ Emerson ▪ Lite-On ▪ Nidec ▪ Philips ▪ Stanley Black & Decker

AOS HAS BEEN CERTIFIED FOR THE FOLLOWING:

- IATF 16949 (Quality Management System for Automotive)
- ISO 9001 (Quality Manangement System)
- ISO 14001 (Environmental Manangement System)
- ISO 45001 (Occupational Health and Safety Mangement System)
- QC 080000 (Hazardous Substance Manangement System)
- Sony's Green Partner Program
- ISO 14064 (Greenhouse Gasses)

Copyright © 2022 Alpha and Omega Semiconductor. All rights reserved.

Alpha and Omega Semiconductor makes no representations or warranties with respect to the accuracy or completeness of the information provided herein and takes no liabilities for the consequences of use of such information or any product described herein. Alpha and Omega Semiconductor reserves the right to make changes to such information at any time without further notice. This document does not constitute the grant of any intellectual property rights or representation of non-infringement of any third party's intellectual property rights.

TABLE OF CONTENTS

Power ICs

DC-DC Buck Regulators – Synchronous EZBuck™ Family 3
DC-DC Buck Regulators – Non Synchronous EZBuck™ Family 7
Smart Load Switches – EZPower™ Family 7
AC-DC Power Solutions 7
DrMOS Power Modules 11
Type C Protection Switches – ECPower™ Family 13
Half-Bridge Driver (30-60V) 15
Digital Multiphase Controller 15
Hybrid Multiphase Controller 15
eFuse 15

Transient Voltage Suppressors (TVS)

ESD TVS 17
High-Current Surge TVS 23
High-Power Surge TVS 25

Automotive

Automotive Efficiency with AlphaSGT™ MOSFETs 39
Automotive xEV Safety with AlphaIGBT™ 39
Automotive xEV Performance with αSiC MOSFETs 39

Silicon Carbide (SiC) MOSFETs & Diodes

αSiC (AlphaSiC) MOSFETs 39
αSiC (AlphaSiC) Diodes 39

MOSFETs, IGBTs, IPMs AND HVICs

Low Voltage MOSFETs (<40V)

By Package

AlphaDFN™ 0.97x0.97 41
AlphaDFN™ 1.2x1.2 41
AlphaDFN™ 1.5x1.5/1.57x1.57 41
AlphaDFN™ 1.7x1.7 41
AlphaDFN™ 1.79x1.18 41
AlphaDFN™ 1.84x1.96 41
AlphaDFN™ 1.90x1.30A 41
AlphaDFN™ 1.90x1.6 41
AlphaDFN™ 2.52x2.52 41
AlphaDFN™ 2.98x1.49 41
AlphaDFN™ 3x2.74 41
AlphaDFN™ 3.01x1.52 41
AlphaDFN™ 3.05x1.77 41
AlphaDFN™ 3.2x2.1 41
AlphaDFN™ 3.37x1.47 41
AlphaDFN™ 3.4x1.96 41
AlphaDFN™ 3.55x1.77 43
DFN 1.6x0.6 43
DFN 1.6x1.6 43
DFN 2x2 43
DFN 2x5 43
DFN 3x2 43
DFN 3x3 43
DFN 3.3x3.3 45
DFN 3.3x3.3 (XSPairFET™) 45
DFN 4x3A 47
DFN 5x6 47
DFN 5x6 (PairFET™) 49
DFN 5x6E (XSPairFET™) 51
RigidCSP™ 51
SC-70 51
SO-8 51
Ultra SO-8 55
SOT-23 55
TO-251A 55
TO-252 55
TO-263 55
TSOP-6 55
TSSOP-8 57

Medium Voltage MOSFETs (40V to 400V)

By Package

DFN 2x2 59
DFN 3x3 59
DFN 3.3x3.3 59
DFN 5x6 (XSFET™) 59
DFN 5x6 59
DFN 8x6 61
SO-8 61
Ultra SO-8 63
SOT-223 63
SOT-23-3 63
TO-220 63
TO-220F 65
TO-247 65
TO-251A 67
TO-251B 67
TO-252 67
TO-262 69
TO-262F 69
TO-263 69
TOLLA 71
TSOP-6 71

αMOS5™ High Voltage Super Junction MOSFETs

By Voltage

V_{DS} = 600V 73
V_{DS} = 700V 77

Intelligent Power Modules (IPMs)

By Package

IPM-3 79
IPM-5 79
IPM-7 79

6-Channel High Voltage ICs (HVICs)

By Package

SOP 81

Insulated-Gate Bipolar Transistors (IGBTs) — Single

By Package

TO-247 81

Insulated-Gate Bipolar Transistors (IGBTs) — Co-Pack

By Package

TO-220 81
TO-220F 81
TO-247 83
TO-252 85
TO-263 85

Insulated-Gate Bipolar Transistors (IGBTs) — Fast Recovery Diodes (FRD)

TO-3PF 85

Package Type 87

Products Not Recommended for New Designs

αMOS1 High Voltage MOSFETs

By Package

DFN 8x8 89
SOT-23A 89
TO-220 89
TO-220F 89
TO-247 89
TO-251 89
TO-251A 89
TO-252 91
TO-262 91
TO-262F 91
TO-263 91

POWER ICs

AOS provides best-in-class power management solutions combining Power Discrete and IC technologies. The portfolio of products includes EZBuck™ step-down DC/DC regulators, DrMOS Power Modules and Smart Power Stage (SPS), ECPower™ Type C protection switch, EZPower™ smart load switches, eFuse, Half-Bridge Driver, AC-DC solutions, Client Computing Multiphase hybrid digital controller, and Digital Multiphase controller devices. AOS's approach is to provide high-power density solutions to reduce design complexity and development time.

DC-DC Buck Regulators – Synchronous EZBuck™ Family

Part Number	Description	PGOOD	Soft Start	Min V_{IN} (V)	Max V_{IN} (V)	Max I_{OUT} (A)	Min V_{OUT} (V)	Max V_{OUT} (V)	Operating Freq. (kHz)	Package
AOZ2140DI	3A Sync Buck Regulator with Output Load Switch	Yes	4ms	3.0	5.5	3.0	0.8	3.3	650	DFN 3x2
AOZ2150EQI-30	3A Sync Buck Regulator with 1MHz Switching Frequency	No	Adjustable	6.5	28	3.0	0.8	24.0	1000	QFN 3x3
AOZ2151EQI-30	4A Sync Buck Regulator with 1MHz Switching Frequency	No	Adjustable	6.5	28	4.0	0.8	24.0	1000	QFN 3x3
AOZ2151LQI-30 ***New***	**4A COT EZBuck Regulator**	**No**	**Adjustable**	**6.5**	**28**	**4.0**	**0.6**	**24.0**	**1000**	**QFN 3x3**
AOZ2151PQI-03	4A Sync Buck Regulator with Selectable Light Load Mode	No	Adjustable	6.5	28	4.0	0.8	14.0	1000	QFN 3x3
AOZ2151PQI-05	4A Sync Buck Regulator with Selectable Light Load Mode	No	Adjustable	6.5	28	4.0	0.8	14.0	1000	QFN 3x3
AOZ2151PQI-10	4A Sync Buck Regulator with Auto Restart after Fault Protection	No	Adjustable	6.5	28	4.0	0.8	24.0	1000	QFN 3x3
AOZ2151QI-01	4A Sync Buck Regulator with Power Good Indicator	Yes	Adjustable	6.5	28	4.0	0.8	28.0	1000	QFN 3x3
AOZ2151TQI-19	4A COT EZBuck Regulator	Yes	Adjustable	6.5	28	4.0	4.0	7.5	1000	QFN 3x3
AOZ2152EQI-28	5A Sync Buck Regulator with Selectable Light Load Mode	No	Adjustable	6.5	28	5.0	0.8	24.0	1000	QFN 3x3
AOZ2152EQI-29	5A Sync Buck Regulator for Low Noise Application	No	Adjustable	6.5	28	5.0	0.8	24.0	1000	QFN 3x3
AOZ2152EQI-30	6A Sync Buck Regulator with Selectable Light Load Mode	No	Adjustable	6.5	28	6.0	0.8	24.0	1000	QFN 3x3
AOZ2152EQI-31	6A Sync Buck Regulator for Low Noise Application	No	Adjustable	6.5	28	6.0	0.8	24.0	1000	QFN 3x3
AOZ2152TQI-19	6A COT EZBuck Regulator (Auto-Restart)	Yes	Adjustable	6.5	28	6.0	4.5	7.5	1000	QFN 3x3
AOZ2153EQI-30	8A Sync Buck Regulator with Selectable Light Load Mode	No	Adjustable	6.5	28	8.0	0.8	24.0	1000	QFN 3x3
AOZ2153PQI-04	8A Sync Buck Regulator with Selectable Light Load Mode	No	Adjustable	6.5	28	8.0	0.8	14.0	1000	QFN 3x3
AOZ2231CQI-01	4A I²C Controllable Sync Buck Regulator 0.6V ~ 1.791V Output Range	Yes	4ms	6.5	28	4.0	0.6	1.791	400	QFN 4x4
AOZ2231CQI-11	4A I²C Controllable Sync Buck Regulator 0.9V ~ 1.191V Output Range	Yes	4ms	6.5	28	4.0	0.9	1.191	400	QFN 4x4
AOZ2231CQI-21	4A I²C Controllable Sync Buck Regulator 0.7V ~ 0.926V Output Range	Yes	4ms	6.5	28	4.0	0.7	0.926	400	QFN 4x4
AOZ2231CQI-23	4A I²C Controllable Sync Buck Regulator 0.7V ~ 0.926V Output Range	Yes	4ms	6.5	28	4.0	0.7	0.926	400	QFN 4x4
AOZ2232CQI-02	6A I²C Controllable Sync Buck Regulator 0.6V ~ 1.791V Output Range	Yes	4ms	6.5	28	6.0	0.6	1.791	400	QFN 4x4
AOZ2233CQI-02	8A I²C Controllable Sync Buck Regulator 0.6V ~ 1.791V Output Range	Yes	4ms	6.5	28	8.0	0.6	1.791	400	QFN 4x4
AOZ2233CQI-12	8A I²C Controllable Sync Buck Regulator 0.9V ~ 1.191V Output Range	Yes	4ms	6.5	28	8.0	0.9	1.191	400	QFN 4x4
AOZ2233CQI-22	8A I²C Controllable COT EZBuck Regulator 0.7V ~ 0.926V Output Range	Yes	4ms	6.5	28	8.0	0.7	0.926	400	QFN 4x4
AOZ2233CQI-24	8A I²C Controllable COT EZBuck Regulator 0.7V ~ 0.926V Output Range	Yes	4ms	6.5	28	8.0	0.7	0.926	400	QFN 4x4
AOZ2234CQI-02	10A I²C Controllable Sync Buck Regulator 0.6V ~ 1.791V Output Range	Yes	4ms	6.5	28	10.0	0.6	1.791	400	QFN 4x4
AOZ2235CQI-02	12A I²C Controllable Sync Buck Regulator 0.6V ~ 1.791V Output Range	Yes	4ms	6.5	28	12.0	0.6	1.791	400	QFN 4x4
AOZ2236CQI-02	15A I²C Controllable Sync Buck Regulator 0.6V ~ 1.791V Output Range	Yes	4ms	6.5	28	12.0	0.6	1.791	400	QFN 4x4
AOZ2238QI-01	10 Sync Buck Regulator with 2.7V Low Input Voltage	No	Adjustable	2.7	28	10.0	0.8	24.0	1000	QFN 4x4
AOZ2250BQI-22	3A Constant Current Sync Buck Regulator	No	Adjustable	6.5	28	3.0	5.0	20.0	200	QFN 4x4
AOZ2253EQI-30	8A Sync Buck Regulator with Selectable Light Load Mode	No	Adjustable	6.5	28	8.0	0.8	24.0	1000	QFN 4x4
AOZ2253TQI-11	8A COT EZBuck Regulator (Latch)	Yes	Adjustable	6.5	28	8.0	1.0	1.5	1000	QFN 4x4
AOZ2253TQI-20	8A COT EZBuck Regulator (Auto-Restart)	Yes	Adjustable	6.5	28	8.0	11.0	18.0	1000	QFN 4x4
AOZ2254EQI-30	10A COT EZBuck Regulator with Light Load Mode	No	Adjustable	6.5	28	10.0	0.8	24.0	1000	QFN 4x4
AOZ2254TQI-11	10A COT EZBuck Regulator (Latch)	Yes	Adjustable	6.5	28	10.0	1.0	1.5	1000	QFN 4x4
AOZ2254TQI-20	10A COT EZBuck Regulator (Auto-Restart)	Yes	Adjustable	6.5	28	10.0	11.0	18.0	1000	QFN 4x4
AOZ2255AQI-30	12A Sync Buck Regulator with 0.6V Low Output Voltage	No	External	6.5	28	12.0	0.6	24.0	1000	QFN 4x4
AOZ2255EQI-30	12A Sync Buck Regulator with Selectable Light Load Mode	No	Adjustable	6.5	28	8.0	0.8	24.0	1000	QFN 4x4
AOZ2255LQI-30	12A Sync Buck Regulator with 0.6V Low Output Voltage	Yes	Adjustable	6.5	28	12.0	0.6	24.0	1000	QFN 4x4
AOZ2255LQI-31	12A Sync Buck Regulator with 0.6V Low Output Voltage	Yes	Adjustable	6.5	28	12.0	0.6	24.0	1000	QFN 4x4
AOZ2260AQI-10	6A Sync Buck Regulator with Selectable Light Load Mode	Yes	Adjustable	4.0	28	6.0	0.8	24.0	1000	QFN 4x4
AOZ2260AQI-15	6A Sync Buck Regulator with Auto Restart after Fault Protection	Yes	Adjustable	4.0	28	6.0	0.8	24.0	1000	QFN 4x4

DC-DC Buck Regulators – Synchronous EZBuck™ Family *(Continued)*

Part Number		Description	PGOOD	Soft Start	Min V_{IN} (V)	Max V_{IN} (V)	Max I_{OUT} (A)	Min V_{OUT} (V)	Max V_{OUT} (V)	Operating Freq. (kHz)	Package
AOZ1266AQI		6A EZBuck Regulator (Latch)	Yes	Adjustable	6.5	28.0	6.0	0.6	24.0	1000	QFN 4x4
AOZ1267AQI		8A EZBuck Regulator (Latch)	Yes	Adjustable	6.5	28.0	8.0	0.6	24.0	1000	QFN 4x4
AOZ1268AQI		10A EZBuck Regulator (Latch)	Yes	Adjustable	6.5	28.0	10.0	0.6	24.0	1000	QFN 4x4
AOZ1269AQI		12A EZBuck Regulator (Latch)	Yes	Adjustable	6.5	28.0	12.0	0.6	24.0	1000	QFN 4x4
AOZ1270AQI		15A EZBuck Regulator (Latch)	Yes	Adjustable	6.5	28.0	15.0	0.6	24.0	1000	QFN 4x4
AOZ2152LQI-30		6A COT EZBuck Regulator	No	Adjustable	6.5	28.0	6.0	0.6	24.0	1000	QFN 3x3
AOZ2153LQI-30		8A COT EZBuck Regulator	No	Adjustable	6.5	28.0	8.0	0.6	24.0	1000	QFN 3x3
AOZ2223QI	***New***	**36V/8A High-Voltage Synchronous Regulator**	**Yes**	**Adjustable**	**4.8**	**36.0**	**8.0**	**0.8**	**16.0**	**1000**	**QFN 4x4B**
AOZ2253LQI-30		8A COT EZBuck Regulator	No	Adjustable	6.5	28.0	8.0	0.6	24.0	1000	QFN 4x4
AOZ2254LQI-30		10A COT EZBuck Regulator	No	Adjustable	6.5	28.0	10.0	0.6	24.0	1000	QFN 4x4
AOZ22557QI	***New***	**25V/15A Sync EZBuck Regulator**	**Yes**	**Adjustable**	**5.5**	**25.0**	**15.0**	**0.6**	**20.0**	**700**	**QFN 4x4**
AOZ2260AQI-18		6A Sync Buck Regulator with Selectable Light Load Mode	Yes	Adjustable	4.0	28.0	6.0	0.8	24.0	1000	QFN 4x4
AOZ2261AQI-10		8A Sync Buck Regulator with Selectable Light Load Mode	Yes	Adjustable	4.0	28.0	8.0	0.8	24.0	1000	QFN 4x4
AOZ2261AQI-15		8A Sync Buck Regulator with Auto Restart after Fault Protection	Yes	Adjustable	4.0	28.0	8.0	0.8	24.0	1000	QFN 4x4
AOZ2261AQI-18		8A Sync Buck Regulator with Selectable Light Load Mode	Yes	Adjustable	4.0	28.0	8.0	0.8	24.0	1000	QFN 4x4
AOZ2261NQI-11		8A Sync Buck Regulator for nVidia Platform	Yes	Adjustable	2.7	28.0	8.0	0.6	24.0	1000	QFN 4x4
AOZ2261NQI-12		8A Sync EZBuck Regulator	Yes	Adjustable	2.0	28.0	8.0	0.6	24.0	1000	QFN 4x4
AOZ2262AQI-10		10A Sync Buck Regulator with Selectable Light Load Mode	Yes	Adjustable	4.0	28.0	10.0	0.8	24.0	1000	QFN 4x4
AOZ2262AQI-15		10A Sync Buck Regulator with Auto Restart after Fault Protection	Yes	Adjustable	4.0	28.0	10.0	0.8	24.0	1000	QFN 4x4
AOZ2262AQI-18		10A Sync Buck Regulator with Selectable Light Load Mode	Yes	Adjustable	4.0	28.0	10.0	0.8	24.0	1000	QFN 4x4
AOZ2262NQI-11		10A Sync Buck Regulator for Nvidia Platform	Yes	External	2.7	28.0	8.0	0.8	24.0	1000	QFN 4x4
AOZ2262NQI-12		10A Sync Buck Regulator for Nvidia Platform	Yes	Adjustable	2.0	28.0	10.0	0.6	24.0	1000	QFN 4x4
AOZ2263AQI-10		12A Sync Buck Regulator with Selectable Light Load Mode	Yes	Adjustable	4.0	28.0	12.0	0.8	24.0	1000	QFN 4x4
AOZ2263AQI-15		12A Sync Buck Regulator with Auto Restart after Fault Protection	Yes	Adjustable	4.0	28.0	12.0	0.8	24.0	1000	QFN 4x4
AOZ2263AQI-18		12A Sync Buck Regulator with Selectable Light Load Mode	Yes	Adjustable	4.0	28.0	12.0	0.8	24.0	1000	QFN 4x4
AOZ2263NQI-11		12A Sync Buck Regulator for Nvidia Platform	Yes	External	2.7	28.0	8.0	0.8	24.0	1000	QFN 4x4
AOZ2263NQI-12		12A Sync Buck Regulator for Nvidia Platform	Yes	Adjustable	2.0	28.0	12.0	0.6	24.0	1000	QFN 4x4
AOZ2263VQI-01		12A Sync Buck Regulator for Intel VCCIO	Yes	1.5	4.0	28.0	12.0	1.05	1.125	600	QFN 4x4
AOZ2263VQI-02		12A Sync Buck Regulator for Intel VCCIO	Yes	1.5	4.0	28.0	12.0	0.8	1.05	600	QFN 4x4
AOZ2264NQI-11		15A Sync Buck Regulator for nVidia Platform	Yes	Adjustable	2.7	24.0	15.0	0.6	20.0	1000	QFN 4x4
AOZ2264VQI		16A Sync Buck Regulator for Intel VCC-AUX	Yes	1.5ms	4.0	28.0	16.0	0.0	1.8	450	QFN 4x4
AOZ2264QI-11		15A Sync Buck Regulator with Selectable Light Load Mode	Yes	Adjustable	2.7	24.0	15.0	0.6	20.0	1000	QFN 4x4
AOZ2264QI-15		15A Sync Buck Regulator with Auto Restart after Fault Protection	Yes	Adjustable	2.7	24.0	15.0	0.6	20.0	1000	QFN 4x4
AOZ2264QI-18		15A Sync Buck Regulator with Selectable Light Load Mode	Yes	Adjustable	2.7	24.0	15.0	0.6	20.0	1000	QFN 4x4
AOZ2264QI-19		15A Sync Buck Regulator with Selectable Light Load Mode	Yes	Adjustable	2.7	24.0	15.0	0.6	20.0	1000	QFN 4x4
AOZ2264QI-20		15A Sync Buck Regulator with Selectable Light Load Mode	Yes	Adjustable	2.7	24.0	15.0	0.6	20.0	1000	QFN 4x4
AOZ22645QI	***New***	**28V/16A VID Control Synchronous EZBuck Regulator**	**Yes**	**Internal - 1.5 ms**	**4.0**	**28.0**	**16.0**	**0.0**	**1.8**	**450**	**QFN 4x4**
AOZ2264VQI		15A Sync Buck Regulator for Intel VCC-AUX	Yes	1.5ms	4.0	28.0	16.0	0.0	1.8	450	QFN 4x4
AOZ2295AQI-03	***New***	**25V Input, 3.3V/12A Output Synchronous EZBuck Regulator**	**Yes**	**Adjustable**	**5.5**	**25.0**	**12.0**	**3.3**	**3.3**	**300~600**	**QFN 4x4**
AOZ2338CQI-01		25A Sync Buck Regulator with Light Load Mode	Yes	4ms	6.5	28.0	25.0	0.6	1.791	400	QFN 5x5
AOZ23645QI	***New***	**28V/16A VID Control Synchronous EZBuck Regulator**	**Yes**	**Internal - 1.5ms**	**4.0**	**28.0**	**16.0**	**0.0**	**1.8**	**450**	**QFN 5x5A**
AOZ23655QI	***New***	**28V/18A VID Control Synchronous EZBuck Regulator**	**Yes**	**Internal - 1.5ms**	**4.0**	**28.0**	**18.0**	**0.0**	**1.8**	**600**	**QFN 5x5A**
AOZ2366QI		20A Sync Buck Regulator with Selectable Light Load Mode	Yes	External	4.5	28.0	20.0	0.6	20.0	1000	QFN 5x5
AOZ2366QI-04		28V/22A Synchronous EZBuck Regulator	Yes	Adjustable	4.5	28.0	22.0	0.6	20.0	1000	QFN 5x5
AOZ2367QI-11		20A Sync Buck Regulator with Selectable Light Load Mode	Yes	Adjustable	4.5	24.0	20.0	0.6	20.0	1000	QFN 5x5
AOZ2368QI-11		25A Sync Buck Regulator with Selectable Light Load Mode	Yes	Adjustable	4.5	24.0	25.0	0.6	20.0	1000	QFN 5x5
AOZ2369QI-11		30A Sync Buck Regulator with Selectable Light Load Mode	Yes	Adjustable	4.5	24.0	30.0	0.6	20.0	1000	QFN 5x5
AOZ2387QI	***New***	**25V/20A Sync EZBuck Regulator**	**Yes**	**Adjustable**	**5.5**	**25.0**	**20.0**	**0.6**	**20.0**	**400**	**QFN 5x5**
AOZ2388QI	***New***	**25V/25A Sync EZBuck Regulator**	**Yes**	**Adjustable**	**5.5**	**25.0**	**25.0**	**0.6**	**20.0**	**400**	**QFN 5x5**

DC-DC Buck Regulators – Synchronous EZBuck™ Family *(Continued)*

Part Number		Description	PGOOD	Soft Start	Min V_{IN} (V)	Max V_{IN} (V)	Max I_{OUT} (A)	Min V_{OUT} (V)	Max V_{OUT} (V)	Operating Freq. (kHz)	Package
AOZ23695QI	***New***	**28V/25A VID Control Synchronous EZBuck Regulator**	**Yes**	**Internal-1.5ms**	**4.0**	**28.0**	**25.0**	**0.0**	**1.8**	**600**	**QFN 5x5**
AOZ29303QI	***New***	**30V/3A Step-Down Integrated DC-DC Power Module**	**No**	**External - Programmable**	**4.5**	**30.0**	**3.0**	**0.8**	**5.5**	**200-1000**	**QFN 9x6**
AOZ6604PI		4A Sync Buck Regulator with Automatic Light Load Mode	No	External - Programmable	4.5	18.0	4.0	0.6	15.3	600	Exposed Pad SO-8
AOZ6605PI		5A Sync Buck Regulator with Automatic Light Load Mode	No	External - Programmable	4.5	18.0	5.0	0.6	15.3	650	Exposed Pad SO-8
AOZ6605PI-1		5A Sync Buck Regulator with Automatic Light Load Mode	No	External - Programmable	4.5	18.0	5.0	0.6	15.3	600	Exposed Pad SO-8
AOZ6606PI		5A Sync Buck with Automatic Light Load Mode	No	External - Programmable	4.5	18.0	5.0	0.6	15.3	600	Exposed Pad SO-8
AOZ6622DI		2A Sync Buck Regulator in DFN3x3	No	1.5 ms	4.5	18.0	2.0	0.8	15.3	550	DFN 3x3
AOZ6623DI		3A Sync Buck Regulator in DFN3x3	No	1.5 ms	4.5	18.0	3.0	0.8	15.3	550	DFN 3x3
AOZ6643DI		3A Sync Buck Regulator in DFN3x3	No	4 ms	4.5	18.0	3.0	0.8	15.3	500	DFN 3x3
AOZ6662DI		2A Sync Buck Regulator in DFN3x3	No	3.5 ms	4.5	18.0	2.0	0.6	15.3	750	DFN 3x3
AOZ6662DI-01		2A Sync Buck Regulator with Output Adaptive Light Load Mode	No	3.5 ms	4.5	18.0	2.0	0.6	15.3	750	DFN 3x3
AOZ6663DI		3A Sync Buck Regulator in DFN3x3	No	3.5 ms	4.5	18.0	3.0	0.6	15.3	750	DFN 3x3
AOZ6663DI-01		3A Sync Buck Regulator with Output Adaptive Light Load Mode	No	3.5 ms	4.5	18.0	3.0	0.6	15.3	750	DFN 3x3
AOZ6682CI		2A Sync Buck Regulator in SOT23	No	2.8 ms	4.5	18.0	3.0	0.8	15.3	750	TSOT23
AOZ6683CI		3A Sync Buck Regulator in SOT23	No	2.8 ms	4.5	18.0	3.0	0.8	15.3	750	TSOT23
AOZ6689CI		3A Sync Buck Regulator in SOT23	No	2.8 ms	4.5	18.0	3.0	0.8	15.3	750	TSOT23
AOZ6762DI		2A Sync Buck Regulator with 1.25MHz Switching Frequency	No	3.5ms	4.5	18.0	2.0	0.6	15.3	1250	DFN 3x3
AOZ6763DI		3A Sync Buck Regulator with 1.25MHz Switching Frequency	No	3.5ms	4.5	18.0	2.0	0.6	15.3	1250	DFN 3x3
AOZ22555QI		15A Sync Buck Regulator with Adjustable Current Limit	Yes	Adjustable	6.5	25	15	0.6	20	1000	QFN 4x4

DC-DC Buck Regulators – Non Synchronous EZBuck™ Family

Part Number	Description	Integrated Schottky	Soft Start (ms)	Min V_{IN} (V)	Max V_{IN} (V)	Max I_{OUT} (A)	Min V_{OUT} (V)	Max V_{OUT} (V)	Operating Freq. (kHz)	Package
AOZ1084DI	36V Non Sync Buck LED Driver	No	0.4 ms	4.5	36.0	1.2	0.16	30.0	450	DFN 2x2
AOZ1280CI	1.2A Non Sync Buck with 3V Low Input Voltage	No	0.4 ms	3.0	26.0	1.2	0.8	23.0	1500	SOT-23
AOZ1281DI	1.8A Non Sync Buck with 3V Low Input Voltage	No	0.4 ms	3.0	26.0	1.8	0.8	23.0	1500	DFN 2x2
AOZ1282CI	1.2A 36V High Voltage Non Sync Buck in SOT23	No	0.4 ms	4.5	36.0	1.2	0.8	30.0	450	SOT-23
AOZ1282CI-1	0.6A 36V High Voltage Non Sync Buck	No	0.4 ms	4.5	36.0	0.6	0.8	30.0	1000	SOT-23
AOZ1282CI-2	0.6A 36V High Voltage Non Sync Buck with 97% Max Duty Cycle	No	0.4 ms	4.5	36.0	0.6	0.8	34.0	1000	SOT-23
AOZ1282DI	1.2A 36V High Voltage Non Sync Buck in DFN	No	0.4 ms	4.5	36.0	1.2	0.8	30.0	450	DFN 2x2
AOZ1283PI	2.5A 3V ~ 36V Wide Input Range Non Sync Buck	No	Adjustable	3.0	36.0	2.5	0.8	30.0	Adjustable	DFN 3x3
AOZ1284PI	4A 3V ~ 36V Wide Input Range Non Sync Buck	No	Adjustable	3.0	36.0	4.0	0.8	30.0	Adjustable	DFN 3x3

Smart Load Switches – EZPower™ Family

Part Number	Description	V_{IN} (V)	Turn On Rise Time (T_r)	Channel	Enable	Current Limit (A)	Fault Latch	R_{DS} (mΩ) (Typ)	Package
AOZ1334DI-01	Single Channel Smart Load Switch	0.8 - 5.5	10 µs	1	CMOS/TTL Compatible	10.0	No	5	DFN 3x3
AOZ1334DI-02	Single Channel Smart Load Switch	0.8 - 5.5	0.5 ms	1	CMOS/TTL Compatible	10.0	No	5	DFN 3x3
AOZ1336DI	Single Channel Smart Load Switch	0.8 - 5.5	Adjustable	1	CMOS/TTL Compatible	4.0	No	27	DFN 2x2

AC-DC Power Solutions

Part Number	Description	Control Scheme	Integrated MOSFET	MOSFET (BV_{DSS}) (V)	MOSFET (R_{DS_ON}) (Ω)	MOSFET Operation (kHz)	Brown-In/ Brown-Out	X-Cap Discharge	UVLO (V)	Package
AOZ7200CI	600V Active Bridge Controller	—	No	600	—	—	—	No	12.9/15.3V	SOT23A-5
AOZ7270DI	600V Active Bridge Controller	—	Yes	600	0.19	—	—	No	12.9/15.3V	DFN5x7
AOZ7501GAI	Flyback PWM Controller	SSR	No	—	—	65	No	No	7/15	SO-7

AC-DC Power Solutions *(Continued)*

Part Number	Description	Control Scheme	Integrated MOSFET	MOSFET (BV_{DSS}) (V)	MOSFET (R_{DS_ON}) (Ω)	MOSFET Operation (kHz)	Brown-In/ Brown-Out	X-Cap Discharge	UVLO (V)	Package
AOZ7523RAI-12	Flyback PWM Controller	SSR	Yes	650	1.8	65	Yes	Yes	7/15	SO-13
AOZ7543RAI-12	Flyback PWM Controller	SSR	Yes	650	0.58	65	Yes	Yes	7/15	QFN 6x6
AOZ7635QI-03	Flyback STR Primary Side Converter	STR	Yes	700	0.9	150	No	No	6.7/15.5	QFN 6x6
AOZ7645QI-03	Flyback STR Primary Side Converter	STR	Yes	700	0.6	150	No	No	6.7/15.5	QFN 6x6
AOZ7645LQI-13	Flyback STR Primary Side Converter	STR	Yes	700	0.6	100	No	No	6.7/15.5	QFN 6x6
AOZ7645QI-13	Flyback STR Primary Side Converter	STR	Yes	700	0.6	150	No	No	6.7/15.5	QFN 6x6
AOZ7675QI	Flyback STR Primary Side Converter	—	Yes	700	200mΩ	—	—	—	—	QFN 7x7
AOZ7648QI-06	Flyback STR Secondary Side Converter	STR	Yes	100	9mΩ	145	—	—	2.7/3.5	QFN 6x6
AOZ7648QI-16	Flyback STR Secondary Side Converter	STR	Yes	100	9mΩ	100	—	—	2.7/3.5	QFN 6x6
AOZ7658DQI-16	Flyback STR Secondary Side Converter	STR	Yes	100	7mΩ	100	—	—	2.7/3.5	QFN 6x6
AOZ7000	Galvanic Isolator	STR	No	No	—	—	—	—	—	DFN 9.5x5.5
AOZ7111AI	Critical Conduction Mode PFC Controller	—	No	—	—	350	—	—	9.5/12.0	SOIC-8

1. Not recommended for new designs. Please contact your local sales office for a replacement part, if any.
2. On-resistance Static Source-Source, otherwise Static Drain-Source.

* $R_{DS(ON)}$ measured at V_{GS} other than 10V, 4.5V or 1.8V.
† Qg measured with V_{GS} = 10V. In all other cases V_{GS} = 4.5V.

DrMOS Power Modules

Part Number		Min Operation V_{IN} (V)	Max Operation V_{IN} (V)	DC Current (A)	PWM Input (V)	Tri-State Contol	Enable Control	Thermal Flag	Application	Package
AOZ5007AQI		4.5	25	30	5	FCCM	FCCM	No	Notebook	QFN 3.5x4.5
AOZ5008AQI		4.5	25	35	5	FCCM	FCCM	No	Notebook	QFN 3.5x4.5
AOZ5016QI		4.5	25	55	5	FCCM	FCCM	No	Notebook	QFN 5x5
AOZ5017QI		4.5	25	60	5	FCCM	FCCM	No	Notebook	QFN 5x5
AOZ5018QI		4.5	25	65	5	FCCM	FCCM	No	DrMOS, Workstation	QFN 5x5
AOZ5048QI		4.5	25	35	5	FCCM	FCCM	No	Ultrabook	QFN 3.5x5
AOZ5049QI-02		4.5	25	35	5	FCCM	FCCM	No	Ultrabook	QFN 3.5x5
AOZ5116QI		4.5	25	55	5	SMOD	DISB#	No	Notebook	QFN 5x5
AOZ5116QI-01		4.5	25	55	5	SMOD	DISB#	No	Notebook	QFN 5x5
AOZ5117QI		4.5	25	60	5	SMOD	DISB#	Yes	Notebook, Workstation	QFN 5x5
AOZ5117QI-01		4.5	25	60	5	SMOD	DISB#	No	Notebook, Workstation	QFN 5x5
AOZ5118QI		4.5	25	65	5	SMOD	DISB#	Yes	Notebook, Workstation	QFN 5x5
AOZ5118QI-01		4.5	25	65	5	SMOD	DISB#	No	Notebook, Workstation	QFN 5x5
AOZ5131QI		4.5	20	50	5	FCCM	FCCM	No	Notebook	QFN 5x5
AOZ5166QI		4.5	16	60	5	SMOD	DISB#	Yes	Server	QFN 6x6
AOZ5166QI-01		4.5	16	60	3	SMOD	DISB#	Yes	Server	QFN 6x6
AOZ5273QI		3.0	20	70	3	PWM	EN	Yes	Server, Telecom SPS	QFN 5x6
AOZ5273QI-01	***New***	**3.0**	**20**	**70**	**3.3-5**	**PWM**	**EN**	**Yes**	**Telecom, Networking**	**QFN 5x6**
AOZ5276QI	***New***	**3.0**	**20**	**90**	**3**	**PWM**	**EN**	**Yes**	**Server**	**QFN 5x6**
AOZ5276QI-01		3.0	20	90	3	PWM	EN	Yes	Server, Telecom SPS	QFN 5x6
AOZ5277QI		3.0	20	60	3	PWM	EN	Yes	GPU SPS	QFN 5x6
AOZ5279QI		3.0	25	60	3	PWM	EN	Yes	Gaming Notebook GPU SPS	QFN 5x6
AOZ5279QI-01	***New***	**3.0**	**25**	**60**	**3.3-5**	**PWM**	**EN**	**Yes**	**GPU**	**QFN 5x6**
AOZ5311NQI		2.5	20	50	5	SMOD	DISB#	Yes	Discretes Graphic Card	QFN 5x5
AOZ5311NQI-03		2.5	20	55	5	SMOD	DISB#	Yes	DrMOS, GPU	QFN 5x5
AOZ5311UQI		2.5	20	50	5	SMOD	DISB#	Yes	Discretes Graphic Card	QFN 5x5
AOZ5312NQI		2.5	20	60	5	SMOD	DISB#	Yes	Discretes Graphic Card	QFN 5x5
AOZ5312UQI		2.5	20	60	5	SMOD	DISB#	Yes	Discretes Graphic Card	QFN 5x5
AOZ5313NQI		2.5	20	65	5	SMOD	DISB#	Yes	Discrete Graphic Card	QFN 5x5
AOZ5316NQI		2.5	25	55	5	SMOD	DISB#	Yes	Gaming Notebook GPU	QFN 5x5
AOZ5316UQI		2.5	25	55	5	SMOD	DISB#	Yes	Gaming Notebook GPU	QFN 5x5
AOZ5317NQI		2.5	25	60	5	SMOD	DISB#	Yes	Gaming Notebook GPU	QFN 5x5
AOZ5317UQI		2.5	25	60	5	SMOD	DISB#	Yes	Gaming Notebook GPU	QFN 5x5
AOZ5318NQI		2.5	25	65	5	SMOD	DISB#	Yes	Gaming Notebook GPU	QFN 5x5
AOZ5318UQI		2.5	25	65	5	SMOD	DISB#	Yes	DrMOS, GPU	QFN 5x5
AOZ5507QI		4.5	25	30	5	FCCM	FCCM	No	Notebook	QFN 3.5x4.5
AOZ5508QI		4.5	25	35	5	FCCM	FCCM	No	Notebook	QFN 3.5x4.5
AOZ5516QI		4.5	25	55	5	FCCM	FCCM	No	Notebook	QFN 5x5
AOZ5516QI-02		4.5	25	55	5	FCCM	FCCM	Yes	Notebook	QFN 5x5
AOZ5517QI		4.5	25	60	5	FCCM	FCCM	No	Notebook, Workstation	QFN 5x5
AOZ5517QI-02		4.5	25	60	5	FCCM	FCCM	Yes	Notebook	QFN 5x5
AOZ5518QI		4.5	25	65	5	FCCM	FCCM	No	Workstation	QFN 5x5
AOZ5610BQI		4.5	20	55	3	SMOD	DISB#	Yes	DrMOS, Gaming	QFN 5x5
AOZ5612BQI		4.5	20	60	3	SMOD	DISB#	Yes	Workstation, Game Console	QFN 5x5
AOZ5613BQI		4.5	20	65	3	SMOD	DISB#	Yes	Workstation, Game Console	QFN 5x5
AOZ5613QI		4.5	20	65	5	SMOD	DISB#	Yes	Workstation, Game Console	QFN 5x5
AOZ5616QI		4.5	25	55	3	SMOD	DISB#	Yes	Workstation	QFN 5x5
AOZ5616BQI		4.5	25	55	3	SMOD	DISB#	Yes	DrMOS, Notebook	QFN 5x5

DrMOS Power Modules *(Continued)*

Part Number	Min Operation V_{IN} (V)	Max Operation V_{IN} (V)	DC Current (A)	PWM Input (V)	Tri-State Contol	Enable Control	Thermal Flag	Application	Package
AOZ5617QI	4.5	25	60	5	SMOD	DISB#	Yes	Desktop	QFN 5x5
AOZ5636QI	4.5	20	50	5	SMOD	DISB#	Yes	Gaming Notebook	QFN 5x5

Type C Protection Switches – ECPower™ Family

Part Number	Description	Ops V_{IN} (V)	Absolute Max V_{IN} and V_{OUT} (V)	R_{ON} (mΩ)	Current Flow	Fast Role Swap	OVP	Current Limit	RCB	Fault Response	Package
AOZ1324DI-01	22V ECPower 32mΩ Thermal Enhanced USB Sink Switch	3.4 - 22	28	32	Sink	No	5.8 / 24	No	$V_{OUT}>V_{IN}$	Auto Restart	DFN 3x3
AOZ1324DI-02	22V ECPower 32mΩ Thermal Enhanced USB Sink Switch	3.4 - 22	28	32	Sink	No	5.8 / 24	No	$V_{OUT}>V_{IN}$	Latch Off	DFN 3x3
AOZ1327DI-01	22V ECPower 20mΩ Thermal Enhanced USB Sink Switch	3.4 - 22	28	20	Sink	No	5.8 / 24	No	$V_{OUT}>V_{IN}$	Auto Restart	DFN 3x3
AOZ1327DI-02	22V ECPower 20mΩ Thermal Enhanced USB Sink Switch	3.4 - 22	28	20	Sink	No	5.8 / 24	No	$V_{OUT}>V_{IN}$	Latch Off	DFN 3x3
AOZ1353DI-01	5V ECPower 40mΩ USB Source Switch	3.4 - 5.5	28 on V_{OUT}	40	Source	No	5.8	Adjustable	$V_{OUT}>V_{IN}$	Auto Restart	DFN 3x3
AOZ1353DI-02	5V ECPower 40mΩ USB Source Switch	3.4 - 5.5	28 on V_{OUT}	40	Source	No	5.8	Adjustable	$V_{OUT}>V_{IN}$	Latch Off	DFN 3x3
AOZ1353DI-03	5V ECPower 40mΩ Fast Shutdown USB Source Switch	3.4 - 5.5	28 on V_{OUT}	40	Source	No	5.8	Adjustable	$V_{OUT}>V_{IN}$	Auto Restart	DFN 3x3
AOZ1353DI-04	5V ECPower 40mΩ Fast Shutdown USB Source Switch	3.4 - 5.5	28 on V_{OUT}	40	Source	No	5.8	Adjustable	$V_{OUT}>V_{IN}$	Latch Off	DFN 3x3
AOZ1353LI-01	5V ECPower 32mΩ USB Source Switch	3.4 - 5.5	28 on V_{OUT}	32	Source	No	5.8	Adjustable	$V_{OUT}>V_{IN}$	Auto Restart	WLCSP
AOZ1353LI-02	5V ECPower 32mΩ USB Source Switch	3.4 - 5.5	28 on V_{OUT}	32	Source	No	5.8	Adjustable	$V_{OUT}>V_{IN}$	Latch Off	WLCSP
AOZ1353LI-03	5V ECPower 40mΩ Fast Shutdown USB Source Switch	3.4 - 5.5	28 on V_{OUT}	32	Source	No	5.8	Adjustable	$V_{OUT}>V_{IN}$	Auto Restart	WLCSP
AOZ1353LI-04	5V ECPower 40mΩ Fast Shutdown USB Source Switch	3.4 - 5.5	28 on V_{OUT}	32	Source	No	5.8	Adjustable	$V_{OUT}>V_{IN}$	Latch Off	WLCSP
AOZ1356DI-01	5V ECPower 39mΩ USB Source Switch	3.4 - 5.5	28 on V_{OUT}	39	Source	Yes	5.8	Adjustable	$V_{OUT}>V_{IN}$	Auto Restart	DFN 3x3
AOZ1356DI-02	5V ECPower 39mΩ USB Source Switch	3.4 - 5.5	28 on V_{OUT}	39	Source	Yes	5.8	Adjustable	$V_{OUT}>V_{IN}$	Latch Off	DFN 3x3
AOZ1356DI-05	5V ECPower 39mΩ USB Source Switch	3.6 - 5.3	28 on V_{OUT}	39	Source	Yes	5.9	Adjustable	$V_{OUT}>V_{IN}$	Auto Restart	DFN 3x3
AOZ1356DI-06	5V ECPower 39mΩ USB Source Switch	3.6 - 5.3	28 on V_{OUT}	39	Source	Yes	5.9	Adjustable	$V_{OUT}>V_{IN}$	Latch Off	DFN 3x3
AOZ1356LI-01	5V ECPower 34mΩ USB Source Switch	3.4 - 5.5	28 on V_{OUT}	34	Source	Yes	5.8	Adjustable	$V_{OUT}>V_{IN}$	Auto Restart	WLCSP
AOZ1356LI-02	5V ECPower 34mΩ USB Source Switch	3.4 - 5.5	28 on V_{OUT}	34	Source	Yes	5.8	Adjustable	$V_{OUT}>V_{IN}$	Latch Off	WLCSP
AOZ1356LI-05	5V ECPower 34mΩ USB Source Switch	3.6 - 5.3	28 on V_{OUT}	34	Source	Yes	5.8	Adjustable	$V_{OUT}>V_{IN}$	Auto Restart	WLCSP
AOZ1356LI-06	5V ECPower 34mΩ USB Source Switch	3.6 - 5.3	28 on V_{OUT}	34	Source	Yes	5.9	Adjustable	$V_{OUT}>V_{IN}$	Latch Off	WLCSP
AOZ1358LI-01	5V ECPower 34mΩ USB Ideal Diode Source Switch	3.8 - 5.5	28 on V_{OUT}	34	Source	Yes	5.8	Adjustable	$V_{OUT}>V_{IN}$	Auto Restart	WLCSP
AOZ1373DI-01	22V ECPower 39mΩ USB Sink Switch	3.4 - 22	28	39	Sink	No	5.8 / 10.4 / 17.4 / 24	No	Ideal Diode	Auto Restart	DFN 3x3
AOZ1373DI-02	22V ECPower 39mΩ USB Sink Switch	3.4 - 22	28	39	Sink	No	5.8 / 10.4 / 17.4 / 24	No	$V_{OUT}>V_{IN}$	Latch Off	DFN 3x3
AOZ1375DI-01	22V ECPower 18mΩ Sink/Source Bi-directional Switch	3.4 - 23	28	18	Source or Sink	No	5.8 / 10.4 / 17.4 / 24	Adjustable (Source)	EN = L	Auto Restart	DFN 3x3
AOZ1375DI-02	22V ECPower 18mΩ Sink/Source Bi-directional Switch	3.4 - 23	28	18	Source or Sink	No	5.8 / 10.4 / 17.4 / 24	Adjustable (Source)	EN = L	Latch Off	DFN 3x3
AOZ1376DI-01	22V ECPower 20mΩ USB Sink Switch	3.4 - 22	28	20	Sink	No	5.8 / 10.4 / 17.4 / 24	No	$V_{OUT}>V_{IN}$	Auto Restart	DFN 3x3
AOZ1376DI-02	22V ECPower 20mΩ USB Sink Switch	3.4 - 22	28	20	Sink	No	5.8 / 10.4 / 17.4 / 24	No	$V_{OUT}>V_{IN}$	Latch Off	DFN 3x3
AOZ1380DI-01	22V ECPower 20mΩ Sink 39mΩ Source USB Combo Switch	3.4 - 22	28 on V_{BUS}	20 (Sink)/39 (Source)	Source or Sink	Yes	5.8 / 24	Adjustable (Source)	$V_{OUT}>V_{IN}$	Auto Restart	DFN 3x5.2
AOZ1381DI-01	22V ECPower 32mΩ Sink 39mΩ Source USB Combo Switch	3.4 - 22	28 on V_{BUS}	32 (Sink)/39 (Source)	Source or Sink	Yes	5.8 / 24	Adjustable (Source)	$V_{OUT}>V_{IN}$	Auto Restart	DFN 3x5.2
AOZ13984DI-02	22V ECPower 33mΩ USB Ideal Diode Sink Switch	3.4 - 22	28	33	Sink	No	5.8 / 24	No	Ideal Diode	Latch Off	DFN 3x3
AOZ13987DI-02	22V ECPower 20mΩ USB Ideal Diode Sink Switch	3.4 - 22	28	20	Sink	No	5.8 / 24	No	Ideal Diode	Latch Off	DFN 3x3
AOZ1374DI-01	23V ECPower 36mΩ USB Source Switch	3.4 - 23	28	36	Source	No	Adjustable	Adjustable	$V_{OUT}>V_{IN}$	Auto Restart	DFN 3x3
AOZ1374DI-02	23V ECPower 36mΩ USB Source Switch	3.4 - 23	28	36	Source	No	Adjustable	Adjustable	$V_{OUT}>V_{IN}$	Latch Off	DFN 3x3
AOZ1382DI-01 ***New***	**ECPower Diode Sink/Source Combo 2-in-1 Protection Switch**	**3.4 - 23**	**28**	**20**	**Source and Sink**	**Yes**		**Adjustable**	**Ideal Diode**	**Auto Restart**	**DFN 3x5.2**
AOZ13929DI-01	Source Combo 2-in-1 Protection Switch	3.4 - 23	28	13.5	Sink	No		No	Ideal Diode	Auto Restart	DFN 3.2x5.5

Half-Bridge Driver (30-60V)

Part Number		Description	Min V_{IN} (V)	Max V_{IN} (V)	Internal LDO	100% HS Duty	OCP/SCP (A)	Max Output Current (A)	MOSFET $R_{DS(ON)}$ (mΩ)	Max Operating Temperature (°C)	Max Operating Frequency (kHz)	SR Control	Temp. Monitor	Fault Indicator	Package
AOZ32033AQI		Coil Driver	3.8	30	No	No	No	7	11	85	250	Yes	No	No	QFN 3x3
AOZ9510QI		Smart Motor Module	10.8	30	Yes	Yes	No	20	6	85	30	Yes	Yes	No	QFN 4x4
AOZ9530QV	***New***	**Smart Motor Module**	**10.8**	**30**	**Yes**	**Yes**	**No**	**7**	**11**	**125**	**30**	**Yes**	**No**	**No**	**QFN 3X3**
AOZ9551QV	***New***	**Smart Motor Module**	**10.8**	**56**	**Yes**	**No**	**No**	**12**	**10**	**125**	**30**	**Yes**	**Yes**	**No**	**QFN 5x5A**

Digital Multiphase Controller

Part Number	Description	Max Phase Configuration	Interface Protocol	Pin Strap Configurations	Std Footprint	Compliance	Package
AOZ97774QE	Dual Digital Multiphase Controller	3+1	VR13.hc	15	Yes-Intel	Green Product	QFN 5x5

Hybrid Multiphase Controller

Part Number	Description	Max Phase Configuration	Interface Protocol	Vin Range Min (V)	Vin Range Max (V)	Fsw	Programmability	Power Stage Support	Software	Package
AOZ71026QI	Dual Output Multiphase Hybrid IMVP Controller with SMBUS	4+2	SVID	15	24	400k-1.1MHz	SMBUS / MTP	DrMOS: AOZ5517QI, AOZ5516QI, AOZ5507QI, AOZ5508QI	AOS GUI	QFN 6x6

eFuse

Part Number		Description	Ops V_{IN} (V)	Absolute Max V_{OUT} (V)	R_{ON} (mΩ)	Max Current (A)	IMON	Current Limit	TRCB	Fault Response	Package
AOZ18101DI-01		14V 20mΩ Over-Voltage Protection eFuse	3.5 - 14	22	20	5	No	Adjustable	Yes	Auto Restart	DFN 3x3
AOZ18101DI-02		14V 20mΩ Over-Voltage Protection eFuse	3.5 - 14	22	20	5	No	Adjustable	Yes	Latch Off	DFN 3x3
AOZ18101DI-03	***New***	**14V 20mΩ Over-Voltage Protection Efuse**	**3.5 - 14**	**22**	**20**	**5**	**No**	**Adjustable**	**No**	**Auto Restart**	**DFN 3x3**
AOZ18101DI-04		14V 20mΩ Over-Voltage Protection eFuse	3.5 - 14	22	20	5	No	Adjustable	No	Latch Off	DFN 3x3

TRANSIENT VOLTAGE SUPPRESSORs (TVS)

AOS provides a family of high-power surge, high-current surge, ultra-low capacitance Transient Voltage Suppressor (TVS), and Diode Array-Thunderboldt, SATA and Gigabit Ethernet ports. These products may be used to meet the ESD immunity requirement of products that are designed for ESD protection of high-speed interfaces like HDMI2.0, USB3.1, IEEE1394, IEC61000-4-2, Level 4 for mobile, digital consumer, networking, and computing applications.

ESD TVS

Part Number	Description	IEC 61000-4-2 (ESD) Contact (kV)	IEC 61000-4-2 (ESD) Air (kV)	Protected Lines	Reverse Working Voltage V_{RWM} Max (V)	Channel Input Capacitance I/O - GND Typ. (pF)	Package
AOZ8131DI-05L	Ultra-Low Capacitance Bidirectional Single TVS Diode	± 24	± 24	1	5.0	1.25	DFN 1.0x0.6
AOZ8211DI-02	Low Capacitance Unidirectional Single TVS Diode	± 30	± 30	1	2.5	11.0	DFN 1.0x0.6
AOZ8211DI-03	Low Capacitance Unidirectional Single TVS Diode	± 30	± 30	1	3.3	11.0	DFN 1.0x0.6
AOZ8211DI-05	Low Capacitance Unidirectional Single TVS Diode	± 28	± 28	1	5.0	16.0	DFN 1.0x0.6
AOZ8211DI-12	Low Capacitance Unidirectional Single TVS Diode	± 28	± 28	1	12.0	30.0	DFN 1.0x0.6
AOZ8211DI-24	Low Capacitance Unidirectional Single TVS Diode	± 18	± 15	1	24.0	20.0	DFN 1.0x0.6
AOZ8231ADI-02	Low Capacitance Bidirectional Single TVS Diode	± 30	± 30	1	2.5	5.5	DFN 1.0x0.6
AOZ8231ADI-03	Low Capacitance Bidirectional Single TVS Diode	± 30	± 30	1	3.3	5.5	DFN 1.0x0.6
AOZ8231ADI-05	Low Capacitance Bidirectional Single TVS Diode	± 30	± 30	1	5.0	13.0	DFN 1.0x0.6
AOZ8231ADI-08	Low Capacitance Bidirectional Single TVS Diode	± 30	± 30	1	8.0	23.0	DFN 1.0x0.6
AOZ8231ADI-12	Low Capacitance Bidirectional Single TVS Diode	± 30	± 30	1	12.0	13.0	DFN 1.0x0.6
AOZ8231ADI-24	Low Capacitance Bidirectional Single TVS Diode	± 15	± 18	1	24.0	12.0	DFN 1.0x0.6
AOZ8251ADI-03	Bidirectional Single TVS Diode	± 20	± 20	1	3.3	10.0	DFN 0.6x0.3
AOZ8251ADI-05	Bidirectional Single TVS Diode	± 20	± 20	1	5.0	10.0	DFN 0.6x0.3
AOZ8251BDI-05	Bidirectional Single TVS Diode	± 20	± 20	1	5.0	5.0	DFN 0.62x0.32
AOZ8251BDI-12	Bidirectional Single TVS Diode	± 20	± 20	1	12.0	4.5	DFN 0.62x0.32
AOZ8251BDI-16	Bidirectional Single TVS Diode	± 15	± 15	1	16.0	3.0	DFN 0.62x0.32
AOZ8650BDT-03	Ultra-Low Capacitance Bidirectional Single TVS Diode	± 30	± 30	1	3.3	0.75	DFN 0.6x0.3A
AOZ8651BDT-03	Ultra-Low Capacitance Bidirectional Single TVS Diode	± 30	± 30	1	3.3	0.5	DFN 0.6x0.3A
AOZ8651BDT-05	Ultra-Low Capacitance Bidirectional Single TVS Diode	± 30	± 30	1	5.0	0.5	DFN 0.6x0.3A
AOZ8660BDT-01	***New*** **1CH Bidirectional 0.15pF TVS**	**± 15 kV**	**± 15 kV**	**1**	**1.0**	**0.15**	**WLCSP 0.6x0.3-2**
AOZ8661BDT-03	Super Low Cap TVS	± 10	± 15	1	3.3	1.5	DFN 0.6x0.3A
AOZ8661BDT-05	Super Low Cap TVS	± 10	± 15	1	5.0	1.5	DFN 0.6x0.3A
AOZ8662BLT-03	1CH Bidirectional TVS in 01005 Package	± 30	± 30	1	3.3	1.2	WLCSP 0.43x0.23
AOZ8662BLT-05	1CH Bidirectional TVS in 01005 Package	± 30	± 30	1	5.0	1.2	WLCSP 0.43x0.23
AOZ8671BDT-03	Ultra-Low Capacitance Bidirectional Single TVS Diode	± 30	± 30	1	3.3	1.0	DFN 0.6x0.3A
AOZ8671BDT-05	Ultra-Low Capacitance Bidirectional Single TVS Diode	± 30	± 30	1	5.0	1.0	DFN 0.6x0.3A
AOZ8811DI-05	Ultra-Low Capacitance Single TVS Diode	± 8	± 15	1	5.0	0.5	DFN 1.0x0.6
AOZ8811DT-03	Ultra-Low Capacitance Single TVS Diode	± 20	± 20	1	3.6	—	DFN 1.0x0.6
AOZ8821DI-05	Ultra-Low Capacitance Single TVS Diode	± 15	± 15	1	5.0	0.65	DFN 1.0x0.6
AOZ8831ADI-05	Ultra-Low Capacitance Single TVS Diode	± 25	—	1	5.0	0.3	DFN 1.6x1.0
AOZ8831DT-03	Ultra-Low Capacitance Bidirectional Single TVS Diode	± 20	± 20	1	3.6	0.22	DFN 1.0x0.6
AOZ8831DT-05	Ultra-Low Capacitance Bidirectional Single TVS Diode	± 20	± 20	1	5.0	0.22	DFN 1.0x0.6
AOZ8831DT-24	Ultra-Low Capacitance Bidirectional Single TVS Diode	± 15	± 13	1	24	0.35	DFN 1.0x0.6
AOZ8850ADI-03	1CH Unidirectional 0.5pF TVS	± 8	± 15	1	3.3	0.5	DFN 0.6x0.3
AOZ8850ADI-05	1CH Unidirectional 0.5pF TVS	± 8	± 15	1	5.0	0.5	DFN 0.6x0.3
AOZ8851ADI-03	Ultra-Low Capacitance Bidirectional Single TVS Diode	± 20	± 20	1	3.3	0.22	DFN 0.62x0.32
AOZ8851ADI-05	Ultra-Low Capacitance Bidirectional Single TVS Diode	± 20	± 20	1	5.0	0.22	DFN 0.62x0.32
AOZ8851ADI-07	Ultra-Low Capacitance Bidirectional Single TVS Diode	± 20	± 20	1	7.0	0.22	DFN 0.62x0.32
AOZ8851ADI-18	Ultra-Low Capacitance Bidirectional Single TVS Diode	± 8	± 15	1	18.0	0.4	DFN 0.62x0.32
AOZ8851ADI-20	Ultra-Low Capacitance Bidirectional Single TVS Diode	± 8	± 15	1	20.0	0.4	DFN 0.62x0.32
AOZ8851ADI-24	Ultra-Low Capacitance Bidirectional Single TVS Diode	± 8	± 15	1	24.0	0.4	DFN 0.62x0.32

ESD TVS *(Continued)*

Part Number		Description	IEC 61000-4-2 (ESD) Contact (kV)	IEC 61000-4-2 (ESD) Air (kV)	Protected Lines	Reverse Working Voltage V_{RWM} Max (V)	Channel Input Capacitance I/O - GND Typ. (pF)	Package
AOZ8S203BLS-03		1CH 3.3V Bidirectional 0.15pF TVS	± 15	± 15	1	3.3	0.15	WLCSP 0.6x0.3
AOZ8S203BLS-05		1CH 5V Bidirectional 0.15pF TVS	± 15	± 15	1	5.0	0.15	WLCSP 0.6x0.3
AOZ8S204BL2-03	***New***	**1CH Bidirectional 0.15pF TVS**	**± 20**	**± 20**	**1**	**3.3**	**0.15**	**WLCSP 0.63x0.33-3**
AOZ8S204BL2-05	***New***	**1CH Bidirectional 0.15pF TVS**	**± 20**	**± 20**	**1**	**5.0**	**0.15**	**WLCSP 0.63x0.33-3**
AOZ8S204BLS-03		1CH 3.3V Bidirectional 0.15pF TVS	± 20	± 20	1	3.3	0.15	WLCSP 0.6x0.3
AOZ8S204BLS-05		1CH 5V Bidirectional 0.15pF TVS	± 20	± 20	1	5.0	0.15	WLCSP 0.6x0.3
AOZ8S204BLS-24	***New***	**1CH 24V Bidirectional 0.15pF TVS**	**± 20**	**± 20**	**1**	**24.0**	**0.15**	**WLCSP 0.6x0.3-2**
AOZ8S205BL2-03	***New***	**1CH Bidirectional 0.075pF TVS**	**± 9**	**± 9**	**1**	**3.3**	**0.15**	**WLCSP 0.63x0.33-3**
AOZ8S205BL2-05	***New***	**1CH Bidirectional 0.075pF TVS**	**± 9**	**± 9**	**1**	**5.0**	**0.15**	**WLCSP 0.63x0.33-3**
AOZ8S205BLS-03		1CH 3.3V Bidirectional 0.075pF TVS	± 8	± 8	1	3.3	0.075	WLCSP 0.6x0.3
AOZ8S205BLS-05		1CH 5V Bidirectional 0.075pF TVS	± 8	± 8	1	5.0	0.075	WLCSP 0.6x0.3
AOZ8S303BLS-03		1CH Bidirectional 0.2pF TVS	± 20	± 20	1	3.3	0.2	WLCSP 0.6x0.3
AOZ8S303BLS-05		1CH Bidirectional 0.2pF TVS	± 20	± 20	1	5.0	0.2	WLCSP 0.6x0.3
AOZ8S303BLS-11		1CH 11V Bidirectional 0.2pF TVS	± 15	± 15	1	11.0	0.2	WLCSP 0.6x0.3
AOZ8S303BLS-24		1CH 24V Bidirectional 0.2pF TVS	± 20	± 20	1	24.0	0.2	WLCSP 0.6x0.3
AOZ8S305BLS-04		1CH 4V Bidirectional 0.5pF TVS	± 30	± 30	1	4.0	0.5	WLCSP 0.6x0.3
AOZ8S305BLS-05		1CH 4V Bidirectional 0.5pF TVS	± 30	± 30	1	5.0	0.5	WLCSP 0.6x0.3
AOZ8S305BLS-24		1CH 24V Bidirectional 0.5pF TVS	± 30	± 30	1	24.0	0.5	WLCSP 0.6x0.3
AOZ8S311UD4-03	***New***	**4CH Unidirectional 0.28pF TVS**	**± 18 kV**	**± 22 kV**	**4**	**3.3**	**0.28**	**DFN 2.5x1.0**
AOZ8S311UD4-05	***New***	**4CH Unidirectional 0.28pF TVS**	**± 18 kV**	**± 22 kV**	**4**	**5.0**	**0.28**	**DFN 2.5x1.0**
AOZ8S315BLS-03		1CH Bidirectional 0.2pF TVS	± 22	± 22	1	3.3	0.2	WLCSP 0.6x0.3
AOZ8S315BLS-05		1CH Bidirectional 0.2pF TVS	± 22	± 22	1	5.0	0.2	WLCSP 0.6x0.3
AOZ8S321UD4-03		4CH Unidirectional 0.28pF TVS	± 15	± 15	1	3.3	0.28	DFN 2.5x1.0
AOZ8S321UD4-05		4CH Unidirectional 0.28pF TVS	± 15	± 15	1	5.0	0.28	DFN 2.5x1.0
AOZ8S322UD2-03	***New***	**Ultra-Low Capacitance TVS Diode Array**	**± 30**	**± 30**	**2**	**3.3**	**0.55**	**DFN 1.0x0.6**
AOZ8S322UD2-05	***New***	**Ultra-Low Capacitance TVS Diode Array**	**± 30**	**± 30**	**2**	**5.0**	**0.55**	**DFN 1.0x0.6**
AOZ8S325BDS-40	***New***	**1CH 40V Bidirectional TVS**	**± 8**	**± 8**	**1**	**40.0**	**0.35**	**DFN 1.0x0.6**
AOZ8S325UDS-40	***New***	**1CH 40V Unidirectional 0.8pF TVS**	**± 8**	**± 8**	**1**	**40.0**	**0.8**	**DFN 1.0x0.6**
AOZ8S501BDS-03		1CH Bidirectional High Surge TVS	± 30	± 30	1	3.3	45	DFN 1.0x0.6
AOZ8S501BDS-05		1CH Bidirectional 20A TVS	± 30	± 30	1	5.0	35	DFN 1.0x0.6
AOZ8S502BDS-03		2CH 3.3V Bidirectional 10A TVS	± 30	± 30	1	3.3	23	DFN 1.0x0.6
AOZ8S502BDS-05		1CH Bidirectional 10A TVS	± 30	± 30	1	5.0	18	DFN 1.0x0.6
AOZ8S503BDS-03		1CH 5V Bidirectional 20A TVS	± 30	± 30	1	3.3	16	DFN 0.6x0.3
AOZ8S503BDS-05		1CH 5V Bidirectional 20A TVS	± 30	± 30	1	5.0	9.0	DFN 0.6x0.3
AOZ8S507BDS-07		1CH Bidirectional 9A TVS	± 30	± 30	1	7.0	19.0	DFN 1.0x0.6
AOZ8S503BS2-05		2CH 5V Bidirectional 7A TVS	± 30	± 30	2	5.0	9.0	SOT-23
AOZ8S501BS2-05		2CH 5V Bidirectional 20A TVS	± 30	± 30	2	5.0	35	SOT-23
AOZ8S502BS2-05		2CH Bidirectional 10A TVS	± 30	± 30	2	5.0	18	SOT-23
AOZ8S502BS2-03		2CH 3.3V Bidirectional 12A TVS	± 30	± 30	2	3.3	22.0	SOT-23
AOZ8S530BLS-03	***New***	**1CH Bidirectional 30pF TVS**	**± 30**	**± 30**	**1**	**3.3**	**30.0**	**WLCSP 0.6x0.3-2**
AOZ8S530BLS-05	***New***	**1CH Bidirectional 15pF TVS**	**± 30**	**± 30**	**1**	**5.0**	**0.15**	**WLCSP 0.6x0.3-2**
AOZ8001DI		Ultra-Low Capacitance TVS Diode Array	± 8	± 15	2	5.5	1.0	DFN 1.6x1.6
AOZ8101CI		Ultra-Low Capacitance TVS Diode Array	± 30	± 30	2	5.5	1.3	SOT-23
AOZ8212ACI-05		Low Capacitance Bidirectional TVS Diode Array	± 15	± 15	2	5.0	11.0	SOT-23
AOZ8212BCI-12		Low Capacitance Bidirectional TVS Diode Array	± 30	± 30	2	12.0	10.0	SOT-23
AOZ8212BCI-24		Low Capacitance Bidirectional TVS Diode Array	± 15	± 18	2	24.0	11.0	SOT-23
AOZ8802ADI		Ultra-Low Capacitance TVS Diode Array	± 15	± 15	2	5.0	0.6	DFN 1.6x1.0
AOZ8822DI-05		Low Capacitance TVS Diode Array	± 15	± 15	2	5.0	0.55	DFN 1.0x0.6

ESD TVS *(Continued)*

Part Number	Description	IEC 61000-4-2 (ESD) Contact (kV)	IEC 61000-4-2 (ESD) Air (kV)	Protected Lines	Reverse Working Voltage V_{RWM} Max (V)	Channel Input Capacitance I/O - GND Typ. (pF)	Package
AOZ8832DI-05	Low Capacitance Bidirectional TVS Diode Array	± 12	± 12	2	5.0	0.4	DFN 1.0x0.6
AOZ8000CI	Ultra-Low Capacitance TVS Diode Array	± 8	± 15	4	5.5	1.0	SOT-23
AOZ8102DI	Ultra-Low Capacitance TVS Diode Array	± 20	± 20	4	5.5	1.0	DFN 1.6x1.6
AOZ8105CI	4CH 5V Unidirectional 0.8pF TVS	± 24	± 30	4	5.5	0.8	SOT-23-6
AOZ8654BLT-05	Ultra-Low Capacitance TVS Diode Array	± 30	± 30	4	5.5	2.5	AlphaDFN 0.925x0.525
AOZ8224CI-05	Low Capacitance Bidirectional TVS Diode Array	± 30	± 30	4	5.0	13.0	SOT-23
AOZ8804ADI	Ultra-Low Capacitance TVS Diode Array	± 15	± 15	4	5.0	0.6	DFN 2.5x1.0
AOZ8808DI-03	Ultra-Low Capacitance TVS Diode Array	± 15	± 15	4	3.3	0.6	DFN 2.5x1.0
AOZ8808DI-05	Ultra-Low Capacitance TVS Diode Array	± 15	± 15	4	5.0	0.6	DFN 2.5x1.0
AOZ8809DI-03	Ultra-Low Capacitance TVS Diode Array	± 15	± 15	4	3.3	0.45	DFN 2.5x1.0
AOZ8809DI-05	Ultra-Low Capacitance TVS Diode Array	± 15	± 15	4	5.0	0.45	DFN 2.5x1.0
AOZ8809ADI-05	Ultra-Low Capacitance TVS Diode Array	± 15	± 15	4	5.0	0.45	DFN 2.5x1.0
AOZ8829ADI-03	4CH 3.3V Unidirectional 0.55pF TVS	± 30	± 30	4	3.3	0.55	DFN 2.5x1.0
AOZ8829ADI-05	4CH 5V Unidirectional 0.55pF TVS	± 30	± 30	4	5.0	0.55	DFN 2.5x1.0
AOZ8829DI-03	Ultra-Low Capacitance TVS Diode Array	± 30	± 30	4	3.3	0.6	DFN 2.5x1.0
AOZ8839DI-03	Ultra-Low Capacitance TVS Diode Array	± 12	± 15	4	3.3	0.3	DFN 2.5x1.0A
AOZ8839DI-05	Ultra-Low Capacitance TVS Diode Array	± 12	± 15	4	5.0	0.3	DFN 2.5x1.0A
AOZ8844DT	Ultra-Low Capacitance TVS Diode Array	± 15	± 20	4	5.0	0.5	DFN 1.3x0.8
AOZ8846DT-05	4CH Unidirectional 0.5pF TVS	± 12	± 15	4	5.0	0.3	DFN 1.3x0.8
AOZ8854DT-03	4CH 3.3V Unidirectional 0.7pF TVS	± 30	± 30	4	3.3	0.7	DFN 1.3x0.8
AOZ8858DI-03	Ultra-Low Capacitance TVS Diode Array	± 30	± 30	4	3.3	0.25	DFN 2.5x1.0A
AOZ8903CI	Ultra-Low Capacitance TVS Diode Array	± 15	± 20	4	5.5	0.5	SOT-23
AOZ8904CIL	Ultra-Low Capacitance TVS Diode Array	± 24	± 24	4	5.5	1.25	SOT-23
AOZ8906CI	Ultra-Low Capacitance TVS Diode Array	± 15	± 20	4	5.5	0.5	SOT-23
AOZ8S212UD4-03	4CH Unidirectional 0.2pF TVS	± 8	± 10	4	3.3	0.2	DFN 2.5x1.0
AOZ8S212UD4-05	4CH Unidirectional 0.2pF TVS	± 8	± 10	4	5.0	0.2	DFN 2.5x1.0
AOZ8S306BD4-05	4CH Bidirectional Ultra-Low Capacitance TVS	± 11	± 11	4	5.5	0.25	DFN 2.0x1.0
AOZ8S312BD4-03	4CH Bidirectional 0.28pF TVS	± 15	± 15	4	3.3	0.28	DFN 2.5x1.0
AOZ8S312BD4-05	4CH Bidirectional 0.28pF TVS	± 15	± 15	4	5.0	0.28	DFN 2.5x1.0
AOZ8806DI-05	Ultra-Low Capacitance TVS Diode Array	± 15	± 15	6	5.0	0.6	DFN 3.3x1.3
AOZ8936DI	7 Channel Combo TVS for USB	± 24	± 30	7	5.0	0.4	DFN 4.1x2.0
AOZ8937DI	7 Channel Combo TVS for USB	± 12	± 15	7	5.0	0.3	DFN 4.1x2.0

High-Current Surge TVS

Part Number	Description	IEC 61000-4-2 (ESD) Contact (kV)	IEC 61000-4-2 (ESD) Air (kV)	Protected Lines	Reverse Working Voltage V_{RWM} Max (V)	IEC 61000-4-5 (Peak Pluse Current) Ipp max. (A)	IEC 61000-4-5 (8/20us) (Peak Pluse Power) Ppp max. (W)	Channel Input Capacitance I/O - GND Typ. (pF)	Package
AOZ8310DI-02	1CH 2.5V Unidirectional High Surge TVS	± 30	± 30	1	2.5	75	1100	100	DFN 1.6x1.0-2L
AOZ8310ADI-04	Battery TVS	± 30	± 30	1	4.7	190	1500	600	DFN 1.6x1.0A
AOZ8310DI-05	1CH 5V Unidirectional High Surge TVS	± 30	± 30	1	5.0	85	1500	675	DFN 1.6x1.0-2L
AOZ8310DI-08	1CH 8V Unidirectional High Surge TVS	± 30	± 30	1	8.0	70	1500	425	DFN 1.6x1.0-2L
AOZ8310DI-09	1CH 9V UnidirectionalHigh Surge TVS	± 30	± 30	1	9.0	65	1500	385	DFN 1.6x1.0
AOZ8310DI-12	1CH 12V Unidirectional High Surge TVS	± 30	± 30	1	12.0	45	1500	275	DFN 1.6x1.0-2L
AOZ8310DI-18	1CH 18V Unidirectional High Surge TVS	± 30	± 30	1	18.0	35	1200	200	DFN 1.6x1.0-2L
AOZ8310DI-20	1CH 20V Unidirectional High Surge TVS	± 30	± 30	1	20.0	32	1200	165	DFN 1.6x1.0-2L
AOZ8310DI-26	1CH 26V Unidirectional High Surge TVS	± 30	± 30	1	26.0	25	1200	150	DFN 1.6x1.0-2L
AOZ8310DI-36	1CH 36V Unidirectional High Surge TVS	± 30	± 30	1	36.0	22	1500	130	DFN 1.6x1.0-2L
AOZ8331DI-03	Ultra-Low Capacitance TVS Diode Array	± 30	± 30	1	3.3	35	85	4.5	DFN 1.0x0.6
AOZ8331DI-04	High-Current Surge TVS	± 30	± 30	1	4.8	50	100	—	DFN 1.0x0.6
AOZ8331DI-05	1CH 5V Bidirectional TVS	± 30	± 30	1	5.5	35	—	55	DFN 1.0x0.6
AOZ8336DI-03	High-Current Surge TVS	± 30	± 30	1	3.3	50	100	—	DFN 1.0x0.6
AOZ8S515UDS-20	1CH 20V Unidirectional High Surge TVS	± 30	± 30	1	20.0	30	1200	200	DFN 1.6x1.0-2L
AOZ8360DI-07	1CH 7V Unidirectional High Surge TVS	± 30	± 30	1	7.5	300	4250	2700	DFN 2.0x2.0-3L
AOZ8360DI-12	1CH 12V Unidirectional High Surge TVS	± 30	± 30	1	12.0	220	4250	1350	DFN 2.0x2.0-3L
AOZ8360DI-15	1CH 15V Unidirectional High Surge TVS	± 30	± 30	1	15.0	180	4250	1100	DFN 2.0x2.0-3L
AOZ8360DI-18	1CH 18V Unidirectional High Surge TVS	± 30	± 30	1	18.0	165	4250	850	DFN 2.0x2.0-3L
AOZ8360DI-20	1CH 20V Unidirectional High Surge TVS	± 30	± 30	1	20.0	135	4250	850	DFN 2.0x2.0-3L
AOZ8360DI-22	1CH 22V Unidirectional High Surge TVS	± 30	± 30	1	22.0	135	4250	800	DFN 2.0x2.0-3L
AOZ8360DI-24	1CH 24V Unidirectional High Surge TVS	± 30	± 30	1	24.0	110	4250	730	DFN 2.0x2.0-3L
AOZ8621UNI-05	1CH 5V Unidirectional High Surge TVS	± 30	± 30	1	5.0	380	3800	3000	DFN 2.0x2.0-3L
AOZ8621UNI-07	1CH 7V Unidirectional High Surge TVS	± 30	± 30	1	7.5	320	3800	2100	DFN 2.0x2.0-3L
AOZ8621UNI-12	1CH 12V Unidirectional High Surge TVS	± 30	± 30	1	12.0	190	3800	1100	DFN 2.0x2.0-3L
AOZ8621UNI-15	1CH 15V Unidirectional High Surge TVS	± 30	± 30	1	15.0	140	3800	880	DFN 2.0x2.0-3L
AOZ8621UNI-18	1CH 18 V Unidirectional High Surge TVS	± 30	± 30	1	18.0	120	3800	750	DFN 2.0x2.0-3L
AOZ8621UNI-20	1CH 20V Unidirectional High Surge TVS	± 30	± 30	1	20.0	110	3800	660	DFN 2.0x2.0-3L
AOZ8621UNI-22	1CH 22V Unidirectional High Surge TVS	± 30	± 30	1	22.0	100	3800	630	DFN 2.0x2.0-3L
AOZ8302ACI-05	TVS Diode Array	± 30	± 30	2	5.0	32	20	14.0	SOT-23
AOZ8302ACI-12	TVS Diode Array	± 30	± 30	2	12.0	24	20	19.0	SOT-23
AOZ8300CI-03	Ultra-Low Capacitance TVS Diode Array	± 30	± 30	4	3.3	25	2.5	2.6	SOT-23
AOZ8318DI	Ultra-Low Capacitance TVS Diode Array	± 30	± 30	4	2.5	25	3.5	3.5	DFN 2.6x2.6
AOZ8915CI	Ultra-Low Capacitance TVS Diode Array	± 24	± 30	4	5.0	12	0.5	12.0	SOT-23
AOZ8328DI	Ultra-Low Capacitance TVS Diode Array	± 30	± 30	8	2.5	32	2.8	4.5	DFN 3.0x2.0

High-Power Surge TVS

Part Number Uni-Polar	Part Number Bi-Polar	Marking Code UNI	Marking Code BI	Test Current IT (mA)	Breakdown Voltage VBR (B) @IT MIN	Breakdown Voltage VBR (B) @IT MAX	Reverse Standoff Voltage V_{RWM} (V)	Maximum Clamping Voltage @Ipp (A)	Maximum Peak Pulse Current Ipp (A)	Maximum Reverse Leakage @V_{RWM} IR (μA)
SMBJ5.0A	SMBJ5.0CA	KE	AE	10	6.40	7.00	5.0	9.2	67.20	800.0
SMBJ6.0A	SMBJ6.0CA	KG	AG	10	6.67	7.37	6.0	10.3	60.00	800.0
SMBJ6.5A	SMBJ6.5CA	KK	AK	10	7.22	7.98	6.5	11.2	55.20	500.0
SMBJ7.0A	SMBJ7.0CA	KM	AM	10	7.78	8.60	7.0	12.0	51.50	200.0
SMBJ7.5A	SMBJ7.5CA	KP	AP	1	8.33	9.21	7.5	12.9	47.90	100.0
SMBJ8.0A	SMBJ8.0CA	KR	AR	1	8.89	9.83	8.0	13.6	45.40	50.0
SMBJ8.5A	SMBJ8.5CA	KT	AT	1	9.44	10.40	8.5	14.4	42.90	20.0
SMBJ9.0A	SMBJ9.0CA	KV	AV	1	10.00	11.10	9.0	15.4	40.10	10.0
SMBJ10A	SMBJ10CA	KX	AX	1	11.10	12.30	10.0	17.0	36.40	5.0
SMBJ11A	SMBJ11CA	KZ	AZ	1	12.20	13.50	11.0	18.2	34.00	1.0
SMBJ12A	SMBJ12CA	LE	BE	1	13.30	14.70	12.0	19.9	31.10	1.0
SMBJ13A	SMBJ13CA	LG	BG	1	14.40	15.90	13.0	21.5	28.70	1.0
SMBJ14A	SMBJ14CA	LK	BK	1	15.60	17.20	14.0	23.2	26.60	1.0
SMBJ15A	SMBJ15CA	LM	BM	1	16.70	18.50	15.0	24.4	25.30	1.0
SMBJ16A	SMBJ16CA	LP	BP	1	17.80	19.70	16.0	26.0	23.80	1.0
SMBJ17A	SMBJ17CA	LR	BR	1	18.90	20.90	17.0	27.6	22.40	1.0
SMBJ18A	SMBJ18CA	LT	BT	1	20.00	22.10	18.0	29.2	21.20	1.0
SMBJ20A	SMBJ20CA	LV	BV	1	22.20	24.50	20.0	32.4	19.10	1.0
SMBJ22A	SMBJ22CA	LX	BX	1	24.40	26.90	22.0	35.5	17.40	1.0
SMBJ24A	SMBJ24CA	LZ	BZ	1	26.70	29.50	24.0	38.9	15.90	1.0
SMBJ26A	SMBJ26CA	ME	CE	1	28.90	31.90	26.0	42.1	14.70	1.0
SMBJ28A	SMBJ28CA	MG	CG	1	31.10	34.40	28.0	45.4	13.60	1.0
SMBJ30A	SMBJ30CA	MK	CK	1	33.30	36.80	30.0	48.4	12.80	1.0
SMBJ33A	SMBJ33CA	MM	CM	1	36.70	40.60	33.0	53.3	11.60	1.0
SMBJ36A	SMBJ36CA	MP	CP	1	40.00	44.20	36.0	58.1	10.60	1.0
SMBJ40A	SMBJ40CA	MR	CR	1	44.40	49.10	40.0	64.5	9.60	1.0
SMBJ43A	SMBJ43CA	MT	CT	1	47.80	52.80	43.0	69.4	8.90	1.0
SMBJ45A	SMBJ45CA	MV	CV	1	50.00	55.30	45.0	72.7	8.50	1.0
SMBJ48A	SMBJ48CA	MX	CX	1	53.30	58.90	48.0	77.4	8.00	1.0
SMBJ51A	SMBJ51CA	MZ	CZ	1	56.70	62.70	51.0	82.4	7.50	1.0
SMBJ54A	SMBJ54CA	NE	DE	1	60.00	66.30	54.0	87.1	7.10	1.0
SMBJ58A	SMBJ58CA	NG	DG	1	64.40	71.20	58.0	93.6	6.60	1.0
SMBJ60A	SMBJ60CA	NK	DK	1	66.70	73.70	60.0	96.8	6.40	1.0
SMBJ64A	SMBJ64CA	NM	DM	1	71.10	78.60	64.0	103.0	6.00	1.0
SMBJ70A	SMBJ70CA	NP	DP	1	77.80	86.00	70.0	113.0	5.50	1.0
SMBJ75A	SMBJ75CA	NR	DR	1	83.30	92.10	75.0	121.0	5.10	1.0
SMBJ78A	SMBJ78CA	NT	DT	1	86.70	95.80	78.0	126.0	4.90	1.0
SMBJ85A	SMBJ85CA	NV	DV	1	94.40	104.00	85.0	137.0	4.50	1.0
SMBJ90A	SMBJ90CA	NX	DX	1	100.00	111.00	90.0	146.0	4.20	1.0
SMBJ100A	SMBJ100CA	NZ	DZ	1	111.00	123.00	100.0	162.0	3.80	1.0
SMBJ110A	SMBJ110CA	PE	EE	1	122.00	135.00	110.0	177.0	3.50	1.0
SMBJ120A	SMBJ120CA	PG	EG	1	133.00	147.00	120.0	193.0	3.20	1.0
SMBJ130A	SMBJ130CA	PK	EK	1	144.00	159.00	130.0	209.0	3.00	1.0
SMBJ150A	SMBJ150CA	PM	EM	1	167.00	185.00	150.0	243.0	2.50	1.0
SMBJ160A	SMBJ160CA	PP	EP	1	178.00	197.00	160.0	259.0	2.35	1.0
SMBJ170A	SMBJ170CA	PR	ER	1	189.00	209.00	170.0	275.0	2.20	1.0
SMBJ180A	SMBJ180CA	PT	ET	1	201.00	222.00	180.0	292.0	2.10	1.0
SMBJ200A	SMBJ200CA	PV	EV	1	224.00	247.00	200.0	324.0	1.90	1.0
SMBJ220A	SMBJ220CA	PX	EX	1	246.00	272.00	220.0	356.0	1.70	1.0

High-Power Surge TVS *(Continued)*

Part Number		Marking Code		Test Current	Breakdown Voltage VBR (B) @IT		Reverse Standoff Voltage	Maximum Clamping Voltage	Maximum Peak Pulse Current	Maximum Reverse Leakage
Uni-Polar	Bi-Polar	UNI	BI	IT (mA)	MIN	MAX	V_{RWM} (V)	@Ipp (A)	Ipp (A)	@V_{RWM} IR (μA)
SMBJ250A	SMBJ250CA	PZ	EZ	1	279.00	309.00	250.0	405.0	1.50	1.0
SMBJ300A	SMBJ300CA	QE	FE	1	335.00	371.00	300.0	486.0	1.30	1.0
SMBJ350A	SMBJ350CA	QG	FG	1	391.00	432.00	350.0	567.0	1.10	1.0
SMBJ400A	SMBJ400CA	QK	FK	1	447.00	494.00	400.0	648.0	0.93	1.0
SMBJ440A	SMBJ440CA	QM	FM	1	492.00	543.00	440.0	713.0	0.90	1.0
SMCJ5.0A	SMCJ5.0CA	GDE	BDE	10	6.40	7.00	5.0	9.2	167.9	800.0
SMCJ6.0A	SMCJ6.0CA	GDG	BDG	10	6.67	7.37	6.0	10.3	150.0	800.0
SMCJ6.5A	SMCJ6.5CA	GDK	BDK	10	7.22	7.98	6.5	11.2	137.9	500.0
SMCJ7.0A	SMCJ7.0CA	GDM	BDM	10	7.78	8.60	7.0	12.0	128.8	200.0
SMCJ7.5A	SMCJ7.5CA	GDP	BDP	1	8.33	9.21	7.5	12.9	119.8	100.0
SMCJ8.0A	SMCJ8.0CA	GDR	BDR	1	8.89	9.83	8.0	13.6	113.6	50.0
SMCJ8.5A	SMCJ8.5CA	GDT	BDT	1	9.44	10.40	8.5	14.4	107.3	20.0
SMCJ9.0A	SMCJ9.0CA	GDV	BDV	1	10.00	11.10	9.0	15.4	100.3	10.0
SMCJ10A	SMCJ10CA	GDX	BDX	1	11.10	12.30	10.0	17.0	90.9	5.0
SMCJ11A	SMCJ11CA	GDZ	BDZ	1	12.20	13.50	11.0	18.2	84.9	1.0
SMCJ12A	SMCJ12CA	GEE	BEE	1	13.30	14.70	12.0	19.9	77.6	1.0
SMCJ13A	SMCJ13CA	GEG	BEG	1	14.40	15.90	13.0	21.5	71.9	1.0
SMCJ14A	SMCJ14CA	GEK	BEK	1	15.60	17.20	14.0	23.2	66.6	1.0
SMCJ15A	SMCJ15CA	GEM	BEM	1	16.70	18.50	15.0	24.4	63.3	1.0
SMCJ16A	SMCJ16CA	GEP	BEP	1	17.80	19.70	16.0	26.0	59.4	1.0
SMCJ17A	SMCJ17CA	GER	BER	1	18.90	20.90	17.0	27.6	56.0	1.0
SMCJ18A	SMCJ18CA	GET	BET	1	20.00	22.10	18.0	29.2	52.9	1.0
SMCJ20A	SMCJ20CA	GEV	BEV	1	22.20	24.50	20.0	32.4	47.7	1.0
SMCJ22A	SMCJ22CA	GEX	BEX	1	24.40	26.90	22.0	35.5	43.5	1.0
SMCJ24A	SMCJ24CA	GEZ	BEZ	1	26.70	29.50	24.0	38.9	39.7	1.0
SMCJ26A	SMCJ26CA	GFE	BFE	1	28.90	31.90	26.0	42.1	36.7	1.0
SMCJ28A	SMCJ28CA	GFG	BFG	1	31.10	34.40	28.0	45.4	34.0	1.0
SMCJ30A	SMCJ30CA	GFK	BFK	1	33.30	36.80	30.0	48.4	31.9	1.0
SMCJ33A	SMCJ33CA	GFM	BFM	1	36.70	40.60	33.0	53.3	29.0	1.0
SMCJ36A	SMCJ36CA	GFP	BFP	1	40.00	44.20	36.0	58.1	26.6	1.0
SMCJ40A	SMCJ40CA	GFR	BFR	1	44.40	49.10	40.0	64.5	24.0	1.0
SMCJ43A	SMCJ43CA	GFT	BFT	1	47.80	52.80	43.0	69.4	22.3	1.0
SMCJ45A	SMCJ45CA	GFV	BFV	1	50.00	55.30	45.0	72.7	21.3	1.0
SMCJ48A	SMCJ48CA	GFX	BFX	1	53.30	58.90	48.0	77.4	20.0	1.0
SMCJ51A	SMCJ51CA	GFZ	BFZ	1	56.70	62.70	51.0	82.4	18.8	1.0
SMCJ54A	SMCJ54CA	GGE	BGE	1	60.00	66.30	54.0	87.1	17.7	1.0
SMCJ58A	SMCJ58CA	GGG	BGG	1	64.40	71.20	58.0	93.6	16.5	1.0
SMCJ60A	SMCJ60CA	GGK	BGK	1	66.70	73.70	60.0	96.8	16.0	1.0
SMCJ64A	SMCJ64CA	GGM	BGM	1	71.10	78.60	64.0	103.0	15.0	1.0
SMCJ70A	SMCJ70CA	GGP	BGP	1	77.80	86.00	70.0	113.0	13.7	1.0
SMCJ75A	SMCJ75CA	GGR	BGR	1	83.30	92.10	75.0	121.0	12.8	1.0
SMCJ78A	SMCJ78CA	GGT	BGT	1	86.70	95.80	78.0	126.0	12.3	1.0
SMCJ85A	SMCJ85CA	GGV	BGV	1	94.40	104.00	85.0	137.0	11.3	1.0
SMCJ90A	SMCJ90CA	GGX	BGX	1	100.00	111.00	90.0	146.0	10.6	1.0
SMCJ100A	SMCJ100CA	GGZ	BGZ	1	111.00	123.00	100.0	162.0	9.5	1.0
SMCJ110A	SMCJ110CA	GHE	BHE	1	122.00	135.00	110.0	177.0	8.7	1.0
SMCJ120A	SMCJ120CA	GHG	BHG	1	133.00	147.00	120.0	193.0	8.0	1.0
SMCJ130A	SMCJ130CA	GHK	BHK	1	144.00	159.00	130.0	209.0	7.4	1.0
SMCJ150A	SMCJ150CA	GHM	BHM	1	167.00	185.00	150.0	243.0	6.4	1.0
SMCJ160A	SMCJ160CA	GHP	BHP	1	178.00	197.00	160.0	259.0	6.0	1.0

High-Power Surge TVS *(Continued)*

Part Number Uni-Polar	Part Number Bi-Polar	Marking Code UNI	Marking Code BI	Test Current IT (mA)	Breakdown Voltage VBR (B) @IT MIN	Breakdown Voltage VBR (B) @IT MAX	Reverse Standoff Voltage V_{RWM} (V)	Maximum Clamping Voltage @Ipp (A)	Maximum Peak Pulse Current Ipp (A)	Maximum Reverse Leakage @V_{RWM} IR (μA)
SMCJ170A	SMCJ170CA	GHR	BHR	1	189.00	209.00	170.0	275.0	5.6	1.0
SMCJ180A	SMCJ180CA	GHT	BHT	1	201.00	222.00	180.0	292.0	5.2	1.0
SMCJ200A	SMCJ200CA	GHV	BHV	1	224.00	247.00	200.0	324.0	4.7	1.0
SMCJ220A	SMCJ220CA	GHX	BHX	1	246.00	272.00	220.0	356.0	4.3	1.0
SMCJ250A	SMCJ250CA	GHZ	BHZ	1	279.00	309.00	250.0	405.0	3.8	1.0
SMCJ300A	SMCJ300CA	GJE	BJE	1	335.00	371.00	300.0	486.0	3.1	1.0
SMCJ350A	SMCJ350CA	GJG	BJG	1	391.00	432.00	350.0	567.0	2.7	1.0
SMCJ400A	SMCJ400CA	GJK	BJK	1	447.00	494.00	400.0	648.0	2.4	1.0
SMCJ440A	SMCJ440CA	GJM	BJM	1	492.00	543.00	440.0	713.0	2.2	1.0
SMDJ5.0A	SMDJ5.0CA	RDE	DDE	10	6.4	7	5	9.2	326.1	800
SMDJ6.0A	SMDJ6.0CA	RDG	DDG	10	6.67	7.37	6	10.3	291.3	800
SMDJ6.5A	SMDJ6.5CA	RDK	DDK	10	7.22	7.98	6.5	11.2	267.9	500
SMDJ7.0A	SMDJ7.0CA	PDM	DDM	10	7.78	8.6	7	12	250	200
SMDJ7.5A	SMDJ7.5CA	PDP	DDP	1	8.33	9.21	7.5	12.9	232.6	100
SMDJ8.0A	SMDJ8.0CA	PDR	DDR	1	8.89	9.83	8	13.6	220.6	50
SMDJ8.5A	SMDJ8.5CA	PDT	DDT	1	9.44	10.4	8.5	14.4	208.3	20
SMDJ9.0A	SMDJ9.0CA	PDV	DDV	1	10	11.1	9	15.4	194.8	10
SMDJ10A	SMDJ10CA	PDX	DDX	1	11.1	12.3	10	17	176.5	5
SMDJ11A	SMDJ11CA	PDZ	DDZ	1	12.2	13.5	11	18.2	164.8	2
SMDJ12A	SMDJ12CA	PEE	DEE	1	13.3	14.7	12	19.9	150.8	2
SMDJ13A	SMDJ13CA	PEG	DEG	1	14.4	15.9	13	21.5	139.5	2
SMDJ14A	SMDJ14CA	PEK	DEK	1	15.6	17.2	14	23.2	129.3	2
SMDJ15A	SMDJ15CA	PEM	DEM	1	16.7	18.5	15	24.4	123	2
SMDJ16A	SMDJ16CA	PEP	DEP	1	17.8	19.7	16	26	115.4	2
SMDJ17A	SMDJ17CA	PER	DER	1	18.9	20.9	17	27.6	108.7	2
SMDJ18A	SMDJ18CA	PET	DET	1	20	22.1	18	29.2	102.7	2
SMDJ20A	SMDJ20CA	PEV	DEV	1	22.2	24.5	20	32.4	92.6	2
SMDJ21A	SMDJ21CA	PHV	DHV	1	23.31	25.73	21	34.1	88	2
SMDJ22A	SMDJ22CA	PEX	DEX	1	24.4	26.9	22	35.5	84.5	2
SMDJ24A	SMDJ24CA	PEZ	DEZ	1	26.7	29.5	24	38.9	77.1	2
SMDJ26A	SMDJ26CA	PFE	DFE	1	28.9	31.9	26	42.1	71.3	2
SMDJ28A	SMDJ28CA	PFG	DFG	1	31.1	34.4	28	45.4	66.1	2
SMDJ30A	SMDJ30CA	PFK	DFK	1	33.3	36.8	30	48.4	62	2
SMDJ33A	SMDJ33CA	PFM	DFM	1	36.7	40.6	33	53.3	56.3	2
SMDJ36A	SMDJ36CA	PFP	DFP	1	40	44.2	36	58.1	51.6	2
SMDJ40A	SMDJ40CA	PFR	DFR	1	44.4	49.1	40	64.5	46.5	2
SMDJ43A	SMDJ43CA	PFT	DFT	1	47.8	52.8	43	69.4	43.2	2
SMDJ45A	SMDJ45CA	PFV	DFV	1	50	55.3	45	72.7	41.3	2
SMDJ48A	SMDJ48CA	PFX	DFX	1	53.3	58.9	48	77.4	38.8	2
SMDJ51A	SMDJ51CA	PFZ	DFZ	1	56.7	62.7	51	82.4	36.4	2
SMDJ54A	SMDJ54CA	RGE	DGE	1	60	66.3	54	87.1	34.4	2
SMDJ58A	SMDJ58CA	PGG	DGG	1	64.4	71.2	58	93.6	32.1	2
SMDJ60A	SMDJ60CA	PGK	DGK	1	66.7	73.7	60	96.8	31	2
SMDJ64A	SMDJ64CA	PGM	DGM	1	71.1	78.6	64	103	29.1	2
SMDJ70A	SMDJ70CA	PGP	DGP	1	77.8	86	70	113	26.5	2
SMDJ75A	SMDJ75CA	PGR	DGR	1	83.3	92.1	75	121	24.8	2
SMDJ78A	SMDJ78CA	PGT	DGT	1	86.7	95.8	78	126	23.8	2
SMDJ85A	SMDJ85CA	PGV	DGV	1	94.4	104	85	137	21.9	2
SMDJ90A	SMDJ90CA	PGX	DGX	1	100	111	90	146	20.5	2

High-Power Surge TVS *(Continued)*

Part Number Uni-Polar	Part Number Bi-Polar	Marking Code UNI	Marking Code BI	Test Current IT (mA)	Breakdown Voltage VBR (B) @IT MIN	Breakdown Voltage VBR (B) @IT MAX	Reverse Standoff Voltage V_{RWM} (V)	Maximum Clamping Voltage @Ipp (A)	Maximum Peak Pulse Current Ipp (A)	Maximum Reverse Leakage @V_{RWM} IR (μA)
SMDJ100A	SMDJ100CA	PGZ	DGZ	1	111	123	100	162	18.5	2
SMDJ110A	SMDJ110CA	PHE	DHE	1	122	135	110	177	16.9	2
SMDJ120A	SMDJ120CA	PHG	DHG	1	133	147	120	193	15.5	2
SMDJ130A	SMDJ130CA	PHK	DHK	1	144	159	130	209	14.4	2
SMDJ150A	SMDJ150CA	PHM	DHM	1	167	185	150	243	12.3	2
SMDJ160A	SMDJ160CA	PHP	DHP	1	178	197	160	259	11.6	2
SMDJ170A	SMDJ170CA	PHR	DHR	1	189	209	170	275	10.9	2
SMDJ180A	SMDJ180CA	PHT	DHT	1	201	222	180	292	10.3	2
SMDJ200A	SMDJ200CA	PHX	DHX	1	224	247	200	324	9.3	2
SMDJ220A	SMDJ220CA	PHZ	DHZ	1	246	272	220	356	8.4	2
SMDJ250A	SMDJ250CA	PIE	DIE	1	279	309	250	405	7.5	2
5.0SMDJ5.0A	5.0SMDJ5.0CA	5RDE	5DDE	10	6.40	7.00	5.0	9.2	543.6	1050.0
5.0SMDJ6.0A	5.0SMDJ6.0CA	5RDG	5DDG	10	6.67	7.37	6.0	10.3	485.5	1050.0
5.0SMDJ6.5A	5.0SMDJ6.5CA	5RDK	5DDK	10	7.22	7.98	6.5	11.2	446.5	750.0
5.0SMDJ7.0A	5.0SMDJ7.0CA	5PDM	5DDM	10	7.78	8.60	7.0	12.0	416.8	300.0
5.0SMDJ7.5A	5.0SMDJ7.5CA	5PDP	5DDP	1	8.33	9.21	7.5	12.9	387.7	150.0
5.0SMDJ8.0A	5.0SMDJ8.0CA	5PDR	5DDR	1	8.89	9.83	8.0	13.6	367.7	70.0
5.0SMDJ8.5A	5.0SMDJ8.5CA	5PDT	5DDT	1	9.44	10.40	8.5	14.4	347.3	30.0
5.0SMDJ9.0A	5.0SMDJ9.0CA	5PDV	5DDV	1	10.00	11.10	9.0	15.4	324.8	12.0
5.0SMDJ10A	5.0SMDJ10CA	5PDX	5DDX	1	11.10	12.30	10.0	17.0	294.2	6.0
5.0SMDJ11A	5.0SMDJ11CA	5PDZ	5DDZ	1	12.20	13.50	11.0	18.2	274.8	2.0
5.0SMDJ12A	5.0SMDJ12CA	5PEP	5BEP	1	13.30	14.70	12.0	19.9	252.0	2.0
5.0SMDJ13A	5.0SMDJ13CA	5PEQ	5BEQ	1	14.40	15.90	13.0	21.5	233.0	2.0
5.0SMDJ14A	5.0SMDJ14CA	5PER	5BER	1	15.60	17.20	14.0	23.2	216.0	2.0
5.0SMDJ15A	5.0SMDJ15CA	5PES	5BES	1	16.70	18.50	15.0	24.4	205.0	2.0
5.0SMDJ16A	5.0SMDJ16CA	5PET	5BET	1	17.80	19.70	16.0	26.0	193.0	2.0
5.0SMDJ17A	5.0SMDJ17CA	5PEU	5BEU	1	18.90	20.90	17.0	27.6	181.5	2.0
5.0SMDJ18A	5.0SMDJ18CA	5PEV	5BEV	1	20.00	22.10	18.0	29.2	172.0	2.0
5.0SMDJ20A	5.0SMDJ20CA	5PEW	5BEW	1	22.20	24.50	20.0	32.4	159.0	2.0
5.0SMDJ22A	5.0SMDJ22CA	5PEX	5BEX	1	24.40	26.90	22.0	35.5	145.1	2.0
5.0SMDJ24A	5.0SMDJ24CA	5PEZ	5BEZ	1	26.70	29.50	24.0	38.9	132.4	2.0
5.0SMDJ26A	5.0SMDJ26CA	5PFE	5BFE	1	28.90	31.90	26.0	42.1	122.3	2.0
5.0SMDJ28A	5.0SMDJ28CA	5PFG	5BFG	1	31.10	34.40	28.0	45.4	113.4	2.0
5.0SMDJ30A	5.0SMDJ30CA	5PFK	5BFK	1	33.30	36.80	30.0	48.4	106.4	2.0
5.0SMDJ33A	5.0SMDJ33CA	5PFM	5BFM	1	36.70	40.60	33.0	53.3	96.6	2.0
5.0SMDJ36A	5.0SMDJ36CA	5PFP	5BFP	1	40.00	44.20	36.0	58.1	88.6	2.0
5.0SMDJ40A	5.0SMDJ40CA	5PFR	5BFR	1	44.40	49.10	40.0	64.5	79.8	2.0
5.0SMDJ43A	5.0SMDJ43CA	5PFT	5BFT	1	47.80	52.80	43.0	69.4	74.2	2.0
5.0SMDJ45A	5.0SMDJ45CA	5PFV	5BFV	1	50.00	55.30	45.0	72.7	70.8	2.0
5.0SMDJ48A	5.0SMDJ48CA	5PFX	5BFX	1	53.30	58.90	48.0	77.4	66.5	2.0
5.0SMDJ51A	5.0SMDJ51CA	5PFZ	5BFZ	1	56.70	62.70	51.0	82.4	62.5	2.0
5.0SMDJ54A	5.0SMDJ54CA	5RGE	5BGE	1	60.00	66.30	54.0	87.1	59.1	2.0
5.0SMDJ58A	5.0SMDJ58CA	5PGG	5BGG	1	64.40	71.20	58.0	93.6	55.0	2.0
5.0SMDJ60A	5.0SMDJ60CA	5PGK	5BGK	1	66.70	73.70	60.0	96.8	53.2	2.0
5.0SMDJ64A	5.0SMDJ64CA	5PGM	5BGM	1	71.10	78.60	64.0	103.0	50.0	2.0
5.0SMDJ70A	5.0SMDJ70CA	5PGP	5BGP	1	77.80	86.00	70.0	113.0	45.6	2.0
5.0SMDJ75A	5.0SMDJ75CA	5PGR	5BGR	1	83.30	92.10	75.0	121.0	42.6	2.0
5.0SMDJ78A	5.0SMDJ78CA	5PGT	5BGT	1	86.70	95.80	78.0	126.0	40.9	2.0
5.0SMDJ85A	5.0SMDJ85CA	5PGV	5BGV	1	94.40	104.00	85.0	137.0	37.6	2.0
5.0SMDJ90A	-	5PGX	-	1	100.00	111.00	90.0	146.0	35.3	2.0

High-Power Surge TVS *(Continued)*

Part Number Uni-Polar	Part Number Bi-Polar	Marking Code UNI	Marking Code BI	Test Current IT (mA)	Breakdown Voltage VBR (B) @IT MIN	Breakdown Voltage VBR (B) @IT MAX	Reverse Standoff Voltage V_{RWM} (V)	Maximum Clamping Voltage @Ipp (A)	Maximum Peak Pulse Current Ipp (A)	Masimum Reverse Leakage @V_{RWM} IR (μA)
5.0SMDJ100A	-	5PGZ	-	1	111.00	123.00	100.0	162.0	31.8	2.0
5.0SMDJ110A	-	5PHE	-	1	122.00	135.00	110.0	177.0	29.1	2.0
5.0SMDJ120A	-	5PHG	-	1	133.00	147.00	120.0	193.0	26.7	2.0
5.0SMDJ130A	-	5PHK	-	1	144.00	159.00	130.0	209.0	24.6	2.0
5.0SMDJ150A	-	5PHM	-	1	167.00	185.00	150.0	243.0	21.2	2.0
5.0SMDJ160A	-	5PHP	-	1	178.00	197.00	160.0	259.0	19.9	2.0
5.0SMDJ170A	-	5PHR	-	1	189.00	209.00	170.0	275.0	18.7	2.0

High-Power Surge TVS *(Continued)*

Part Number	Description	IEC 61000-4-2 (ESD) Contact (kV)	IEC 61000-4-2 (ESD) Air (kV)	Protected Lines	Reverse Working Voltage V_{RWM} Max (V)	Surge Waveforms 10/1000 μs Ipp max. (A)	Surge Waveforms 10/1000 μs Ppp max. (W)	Package
SMAJ5.0A	1CH 5.0V Unidirectional 400W SMA TVS	30	30	1	5	43.5	400	DO-214AC
SMAJ6.0A	1CH 6.0V Unidirectional 400W SMA TVS	30	30	1	6	38.8	400	DO-214AC
SMAJ6.5A	1CH 6.5V Unidirectional 400W SMA TVS	30	30	1	6.5	35.7	400	DO-214AC
SMAJ7.0A	1CH 7.0V Unidirectional 400W SMA TVS	30	30	1	7	33.3	400	DO-214AC
SMAJ7.5A	1CH 7.5V Unidirectional 400W SMA TVS	30	30	1	7.5	31	400	DO-214AC
SMAJ8.0A	1CH 8.0V Unidirectional 400W SMA TVS	30	30	1	8	29.4	400	DO-214AC
SMAJ8.5A	1CH 8.5V Unidirectional 400W SMA TVS	30	30	1	8.5	27.8	400	DO-214AC
SMAJ9.0A	1CH 9.0V Unidirectional 400W SMA TVS	30	30	1	9	26	400	DO-214AC
SMAJ10A	1CH 10V Unidirectional 400W SMA TVS	30	30	1	10	23.5	400	DO-214AC
SMAJ11A	1CH 11V Unidirectional 400W SMA TVS	30	30	1	11	22	400	DO-214AC
SMAJ12A	1CH 12V Unidirectional 400W SMA TVS	30	30	1	12	20.1	400	DO-214AC
SMAJ13A	1CH 13V Unidirectional 400W SMA TVS	30	30	1	13	18.6	400	DO-214AC
SMAJ14A	1CH 14V Unidirectional 400W SMA TVS	30	30	1	14	17.2	400	DO-214AC
SMAJ15A	1CH 15V Unidirectional 400W SMA TVS	30	30	1	15	16.4	400	DO-214AC
SMAJ16A	1CH 16V Unidirectional 400W SMA TVS	30	30	1	16	15.4	400	DO-214AC
SMAJ17A	1CH 17V Unidirectional 400W SMA TVS	30	30	1	17	14.5	400	DO-214AC
SMAJ18A	1CH 18V Unidirectional 400W SMA TVS	30	30	1	18	13.7	400	DO-214AC
SMAJ20A	1CH 20V Unidirectional 400W SMA TVS	30	30	1	20	12.3	400	DO-214AC
SMAJ22A	1CH 22V Unidirectional 400W SMA TVS	30	30	1	22	11.3	400	DO-214AC
SMAJ24A	1CH 24V Unidirectional 400W SMA TVS	30	30	1	24	10.3	400	DO-214AC
SMAJ26A	1CH 26V Unidirectional 400W SMA TVS	30	30	1	26	9.5	400	DO-214AC
SMAJ28A	1CH 28V Unidirectional 400W SMA TVS	30	30	1	28	8.8	400	DO-214AC
SMAJ30A	1CH 30V Unidirectional 400W SMA TVS	30	30	1	30	8.3	400	DO-214AC
SMAJ33A	1CH 33V Unidirectional 400W SMA TVS	30	30	1	33	7.5	400	DO-214AC
SMAJ36A	1CH 36V Unidirectional 400W SMA TVS	30	30	1	36	6.9	400	DO-214AC
SMAJ40A	1CH 40V Unidirectional 400W SMA TVS	30	30	1	40	6.2	400	DO-214AC
SMAJ43A	1CH 43V Unidirectional 400W SMA TVS	30	30	1	43	5.8	400	DO-214AC
SMAJ45A	1CH 45V Unidirectional 400W SMA TVS	30	30	1	45	5.5	400	DO-214AC
SMAJ48A	1CH 48V Unidirectional 400W SMA TVS	30	30	1	48	5.2	400	DO-214AC
SMAJ51A	1CH 51V Unidirectional 400W SMA TVS	30	30	1	51	4.9	400	DO-214AC
SMAJ54A	1CH 54V Unidirectional 400W SMA TVS	30	30	1	54	4.6	400	DO-214AC
SMAJ58A	1CH 58V Unidirectional 400W SMA TVS	30	30	1	58	4.3	400	DO-214AC
SMAJ60A	1CH 60V Unidirectional 400W SMA TVS	30	30	1	60	4.1	400	DO-214AC
SMAJ64A	1CH 64V Unidirectional 400W SMA TVS	30	30	1	64	3.9	400	DO-214AC
SMAJ70A	1CH 70V Unidirectional 400W SMA TVS	30	30	1	70	3.5	400	DO-214AC

High-Power Surge TVS *(Continued)*

Part Number	Description	IEC 61000-4-2 (ESD) Contact (kV)	IEC 61000-4-2 (ESD) Air (kV)	Protected Lines	Reverse Working Voltage V_{RWM} Max (V)	Surge Waveforms 10/1000 µs Ipp max. (A)	Surge Waveforms 10/1000 µs Ppp max. (W)	Package
SMAJ75A	1CH 75V Unidirectional 400W SMA TVS	30	30	1	75	3.3	400	DO-214AC
SMAJ78A	1CH 78V Unidirectional 400W SMA TVS	30	30	1	78	3.2	400	DO-214AC
SMAJ85A	1CH 85V Unidirectional 400W SMA TVS	30	30	1	85	2.9	400	DO-214AC
SMAJ90A	1CH 90V Unidirectional 400W SMA TVS	30	30	1	90	2.7	400	DO-214AC
SMAJ100A	1CH 100V Unidirectional 400W SMA TVS	30	30	1	100	2.5	400	DO-214AC
SMAJ110A	1CH 110V Unidirectional 400W SMA TVS	30	30	1	110	2.3	400	DO-214AC
SMAJ120A	1CH 120V Unidirectional 400W SMA TVS	30	30	1	120	2.1	400	DO-214AC
SMAJ130A	1CH 130V Unidirectional 400W SMA TVS	30	30	1	130	1.9	400	DO-214AC
SMAJ150A	1CH 150V Unidirectional 400W SMA TVS	30	30	1	150	1.6	400	DO-214AC
SMAJ160A	1CH 160V Unidirectional 400W SMA TVS	30	30	1	160	1.5	400	DO-214AC
SMAJ170A	1CH 170V Unidirectional 400W SMA TVS	30	30	1	170	1.5	400	DO-214AC
SMAJ180A	1CH 180V Unidirectional 400W SMA TVS	30	30	1	180	1.4	400	DO-214AC
SMAJ200A	1CH 200V Unidirectional 400W SMA TVS	30	30	1	200	1.2	400	DO-214AC
SMAJ220A	1CH 220V Unidirectional 400W SMA TVS	30	30	1	220	1.1	400	DO-214AC
SMAJ250A	1CH 250V Unidirectional 400W SMA TVS	30	30	1	250	1	400	DO-214AC
SMAJ300A	1CH 300V Unidirectional 400W SMA TVS	30	30	1	300	0.8	400	DO-214AC
SMAJ350A	1CH 350V Unidirectional 400W SMA TVS	30	30	1	350	0.7	400	DO-214AC
SMAJ400A	1CH 400V Unidirectional 400W SMA TVS	30	30	1	400	0.6	400	DO-214AC
SMAJ4400A	1CH 440V Unidirectional 400W SMA TVS	30	30	1	440	0.6	400	DO-214AC
SMAJ5.0CA	1CH 5.0V Bidirectional 400W SMA TVS	30	30	1	5	43.5	400	DO-214AC
SMAJ6.0CA	1CH 6.0V Bidirectional 400W SMA TVS	30	30	1	6	38.8	400	DO-214AC
SMAJ6.5CA	1CH 6.5V Bidirectional 400W SMA TVS	30	30	1	6.5	35.7	400	DO-214AC
SMAJ7.0CA	1CH 7.0V Bidirectional 400W SMA TVS	30	30	1	7	33.3	400	DO-214AC
SMAJ7.5CA	1CH 7.5V Bidirectional 400W SMA TVS	30	30	1	7.5	31	400	DO-214AC
SMAJ8.0CA	1CH 8.0V Bidirectional 400W SMA TVS	30	30	1	8	29.4	400	DO-214AC
SMAJ8.5CA	1CH 8.5V Bidirectional 400W SMA TVS	30	30	1	8.5	27.8	400	DO-214AC
SMAJ9.0CA	1CH 9.0V Bidirectional 400W SMA TVS	30	30	1	9	26	400	DO-214AC
SMAJ10CA	1CH 10V Bidirectional 400W SMA TVS	30	30	1	10	23.5	400	DO-214AC
SMAJ11CA	1CH 11V Bidirectional 400W SMA TVS	30	30	1	11	22	400	DO-214AC
SMAJ12CA	1CH 12V Bidirectional 400W SMA TVS	30	30	1	12	20.1	400	DO-214AC
SMAJ13CA	1CH 13V Bidirectional 400W SMA TVS	30	30	1	13	18.6	400	DO-214AC
SMAJ14CA	1CH 14V Bidirectional 400W SMA TVS	30	30	1	14	17.2	400	DO-214AC
SMAJ15CA	1CH 15V Bidirectional 400W SMA TVS	30	30	1	15	16.4	400	DO-214AC
SMAJ16CA	1CH 16V Bidirectional 400W SMA TVS	30	30	1	16	15.4	400	DO-214AC
SMAJ17CA	1CH 17V Bidirectional 400W SMA TVS	30	30	1	17	14.5	400	DO-214AC
SMAJ18CA	1CH 18V Bidirectional 400W SMA TVS	30	30	1	18	13.7	400	DO-214AC
SMAJ20CA	1CH 20V Bidirectional 400W SMA TVS	30	30	1	20	12.3	400	DO-214AC
SMAJ22CA	1CH 22V Bidirectional 400W SMA TVS	30	30	1	22	11.3	400	DO-214AC
SMAJ24CA	1CH 24V Bidirectional 400W SMA TVS	30	30	1	24	10.3	400	DO-214AC
SMAJ26CA	1CH 26V Bidirectional 400W SMA TVS	30	30	1	26	9.5	400	DO-214AC
SMAJ28CA	1CH 28V Bidirectional 400W SMA TVS	30	30	1	28	8.8	400	DO-214AC
SMAJ30CA	1CH 30V Bidirectional 400W SMA TVS	30	30	1	30	8.3	400	DO-214AC
SMAJ33CA	1CH 33V Bidirectional 400W SMA TVS	30	30	1	33	7.5	400	DO-214AC
SMAJ36CA	1CH 36V Bidirectional 400W SMA TVS	30	30	1	36	6.9	400	DO-214AC
SMAJ40CA	1CH 40V Bidirectional 400W SMA TVS	30	30	1	40	6.2	400	DO-214AC
SMAJ43CA	1CH 43V Bidirectional 400W SMA TVS	30	30	1	43	5.8	400	DO-214AC
SMAJ45CA	1CH 45V Bidirectional 400W SMA TVS	30	30	1	45	5.5	400	DO-214AC

High-Power Surge TVS *(Continued)*

Part Number	Description	IEC 61000-4-2 (ESD) Contact (kV)	IEC 61000-4-2 (ESD) Air (kV)	Protected Lines	Reverse Working Voltage V_{RWM} Max (V)	Surge Waveforms 10/1000 µs Ipp max. (A)	Surge Waveforms 10/1000 µs Ppp max. (W)	Package
SMAJ48CA	1CH 48V Bidirectional 400W SMA TVS	30	30	1	48	5.2	400	DO-214AC
SMAJ51CA	1CH 51V Bidirectional 400W SMA TVS	30	30	1	51	4.9	400	DO-214AC
SMAJ54CA	1CH 54V Bidirectional 400W SMA TVS	30	30	1	54	4.6	400	DO-214AC
SMAJ58CA	1CH 58V Bidirectional 400W SMA TVS	30	30	1	58	4.3	400	DO-214AC
SMAJ60CA	1CH 60V Bidirectional 400W SMA TVS	30	30	1	60	4.1	400	DO-214AC
SMAJ64CA	1CH 64V Bidirectional 400W SMA TVS	30	30	1	64	3.9	400	DO-214AC
SMAJ70CA	1CH 70V Bidirectional 400W SMA TVS	30	30	1	70	3.5	400	DO-214AC
SMAJ75CA	1CH 75V Bidirectional 400W SMA TVS	30	30	1	75	3.3	400	DO-214AC
SMAJ78CA	1CH 78V Bidirectional 400W SMA TVS	30	30	1	78	3.2	400	DO-214AC
SMAJ85CA	1CH 85V Bidirectional 400W SMA TVS	30	30	1	85	2.9	400	DO-214AC
SMAJ90CA	1CH 90V Bidirectional 400W SMA TVS	30	30	1	90	2.7	400	DO-214AC
SMAJ100CA	1CH 100V Bidirectional 400W SMA TVS	30	30	1	100	2.5	400	DO-214AC
SMAJ110CA	1CH 110V Bidirectional 400W SMA TVS	30	30	1	110	2.3	400	DO-214AC
SMAJ120CA	1CH 120V Bidirectional 400W SMA TVS	30	30	1	120	2.1	400	DO-214AC
SMAJ130CA	1CH 130V Bidirectional 400W SMA TVS	30	30	1	130	1.9	400	DO-214AC
SMAJ150CA	1CH 150V Bidirectional 400W SMA TVS	30	30	1	150	1.6	400	DO-214AC
SMAJ160CA	1CH 160V Bidirectional 400W SMA TVS	30	30	1	160	1.5	400	DO-214AC
SMAJ170CA	1CH 170V Bidirectional 400W SMA TVS	30	30	1	170	1.5	400	DO-214AC
SMAJ180CA	1CH 180V Bidirectional 400W SMA TVS	30	30	1	180	1.4	400	DO-214AC
SMAJ200CA	1CH 200V Bidirectional 400W SMA TVS	30	30	1	200	1.2	400	DO-214AC
SMAJ220CA	1CH 220V Bidirectional 400W SMA TVS	30	30	1	220	1.1	400	DO-214AC
SMAJ250CA	1CH 250V Bidirectional 400W SMA TVS	30	30	1	250	1	400	DO-214AC
SMAJ300CA	1CH 300V Bidirectional 400W SMA TVS	30	30	1	300	0.8	400	DO-214AC
SMAJ350CA	1CH 350V Bidirectional 400W SMA TVS	30	30	1	350	0.7	400	DO-214AC
SMAJ400CA	1CH 400V Bidirectional 400W SMA TVS	30	30	1	400	0.6	400	DO-214AC
SMAJ440CA	1CH 440V Bidirectional 400W SMA TVS	30	30	1	440	0.6	400	DO-214AC

AUTOMOTIVE

AOS introduces a portfolio of AEC-Q101 qualified Si and SiC discrete power devices, based on proven high efficiency and reliable technology for automotive applications.

Automotive Efficiency with AlphaSGT™ MOSFETs

Part Number	Channel	BV_{DSS} (V)	$R_{DS(ON)}$ at 4.5V (mΩ)	$R_{DS(ON)}$ at 10V (mΩ)	Package
AOD464	N	105	–	28	DPAK
AOMU66414	N (Dual)	40	33	15	DFN 8x8

Automotive xEV Safety with AlphaIGBT™

Part Number	Configuration	V_{CE} (max) (V)	I_C (max) (A)		$V_{CE(sat)}$ (typ) (V)	$E_{(ON)}$ (typ) (mJ)	$E_{(OFF)}$ (typ) (mJ)	Package
			25°C	100°C				
AOBS30B65LN	IGBT	650	60	30	1.86	0.74	0.33	TO-263

Automotive xEV Performance with αSiC MOSFETs

Part Number	Description	Qualification	V_{DS} Max (V)	$R_{DS(ON)}$ Typ (mΩ)	V_{GS}, OP (V)	ID (A)	Package
AOK033V120X2Q	1200V Silicon Carbide MOSFET	Automotive	1200	33	15	68	TO-247-3L
AOM033V120X2Q	1200V Silicon Carbide MOSFET	Automotive	1200	33	15	68	TO-247-4L
AOM065V120X2Q	1200V Silicon Carbide MOSFET	Automotive	1200	65	15	40	TO-247-4L
AOK150V120X2Q	1200V Silicon Carbide MOSFET	Automotive	1200	150	15	20	TO-247-3L

SILICON CARBIDE (SiC) MOSFETS & DIODES

Silicon Carbide (SiC) MOSFETs at 650V and 1200V provide the highest level efficiency in medium to high power SMPS. These devices have very low Qrr and exceptionally fast switching speed that perform well in both hard and soft-switching converters. Target industrial applications include solar inverters, motor drives, charging stations, and telecom/server power supplies. Automotive AEC-Q101 qualified components are ideal for on-board chargers and inverter drives.

αSiC (AlphaSiC) MOSFETS

Part Number	Description	Qualification	V_{DS} Max (V)	$R_{DS(ON)}$ Typ (mΩ)	V_{GS}, OP (V)	ID (A)	Package
AOK033V120X2	1200V Silicon Carbide MOSFET	Industrial	1200	33	15	68	TO-247-3L
AOM033V120X2	1200V Silicon Carbide MOSFET	Industrial	1200	33	15	68	TO-247-4L
AOK065V120X2	1200V Silicon Carbide MOSFET	Industrial	1200	65	15	40	TO-247-3L
AOM065V120X2	1200V Silicon Carbide MOSFET	Industrial	1200	65	15	40	TO-247-4L
AOK150V120X2	1200V Silicon Carbide MOSFET	Industrial	1200	150	15	20	TO-247-3L
AOK500V120X2 ***New***	**1200V Silicon Carbide MOSFET**	**Industrial**	**1200**	**500**	**15**	**6.3**	**TO-247-3L**
AOK065V65X2	650V Silicon Carbide MOSFET	Industrial	650	65	15	33	TO-247-3L

αSiC (AlphaSiC) Diodes

Part Number	Description	Qualification	Configuration	V_{DC} (V)	I_F (A)	V_F (V)	Q_C (nC)	Package
AOK20120XSD	1200V Silicon Carbide Schottky Diode	Industrial	Dual	1200	20	1.45	136	TO-247-3L
AOK40120XSD	1200V Silicon Carbide Schottky Diode	Industrial	Dual	1200	40	1.45	244	TO-247-3L

MOSFETs, IGBTs, IPMs AND HVICs

AOS pioneered the fab-lite model in the Trench Power MOSFET field, developing leading-edge products that are exclusively manufactured in state-of-the-art 12-inch and 8-inch fabs. Advanced proprietary silicon and packaging are designed in AOS's US headquarters and are then produced with its very efficient manufacturing model. Our product portfolio covers 6V to 1000V MOSFETs; 600V, 650V, 700V, 1200V, and 1350V IGBTs; 600V 3-phase motor drives IPMs, and HVICs.

Low Voltage MOSFETs

Part Number	Package	Configuration	Polarity	ESD Diode	Schottky Diode	V_{DS} (V)	V_{GS} (±V)	I_D (A) 25°C	P_D (W) 25°C	$R_{DS(ON)}$ (mΩ max) at V_{GS} = 10V	4.5V	2.5V	1.8V	VGS(th) (max V)	Ciss (pF)	Coss (pF)	Crss (pF)	Qg (nC)	Qgd (nC)	Trr (ns)	Qrr (nC)
AlphaDFN™ 0.97x0.97																					
AOC2421	MCSP 0.97x0.97A	Single	P	Yes	No	-8	5	-2.5	0.6			60	72	-0.7	752	178	104	7.5	1	12	4
AOC2874	MCSP 0.97x0.97B	Common Drain	N	Yes	No	20	12	4.5	1.1		48	72		1.3				11.5			
AlphaDFN™ 1.2x1.2																					
AOCA32116E	MCSP 1.2x1.2	Common Drain	N	Yes	No	20	12	6	1.7		36(2)	55(2)		1.3				5.5			
AlphaDFN™ 1.5x1.5/1.57x1.57																					
AOC2804B	MCSP 1.5x1.5	Common Drain	N	Yes	No	20	12	6	1.3		34(2)	56(2)		1.3				9.5			
AlphaDFN™ 1.7x1.7																					
AOC2870	MCSP 1.7x1.17	Common Drain	N	Yes	No	20	12	10	1.4		11.9	20		1.3				11.5			
AlphaDFN™ 1.79x1.18																					
AOCA24108E	MCSP 1.79x1.18	Common Drain	N	Yes	No	12	8	14	2.2		7.5	11		1.1				15			
AlphaDFN™ 1.84x1.96																					
AOCA32106E	MCSP 1.84x1.96	Common Drain	N	Yes	No	12	8	25	2.8		3.4	5.3		1.1				23			
AlphaDFN™ 1.90x1.30A																					
AOCA32301	MCSP 1.90x1.30A	Common Drain	N	Yes	No	30	16	9	1.9	18	24			1.9				24.5			
AlphaDFN™ 1.90x1.6																					
AOCA24106C	MCSP 1.90x1.6	Common Drain	N	Yes	No	12	8	20	2.7		5.6	8.5		1.1				16			
AOCA24106E	MCSP 1.90x1.6	Common Drain	N	Yes	No	12	8	20	2.7		5.6	8.5		1.1				18			
AlphaDFN™ 2.52x2.52																					
AOCA33103E	MCSP 2.52x2.52	Common Drain	N	Yes	No	12	8	40	3.1		1.8	2.8		1.3				45			
AlphaDFN™ 2.98x1.49																					
AOCA33104A	MCSP 2.98x1.49	Common Drain	N	Yes	No	12	8	30	3.1		2.8	4.2		1.3				32			
AOCA33104E	MCSP 2.98x1.49	Common Drain	N	Yes	No	12	8	30	3.1		2.8	4.2		1.2				36			
AlphaDFN™ 3x2.74																					
AOCA33102E ***New***	**AlphaDFN3x2.74**	**Common Drain**	**N**	**Yes**	**No**	**12**	**8**	**50**	**4.2**		**1.4**	**2.2**		**1.3**				**68**			
AlphaDFN™ 3.01x1.52																					
AOC3870A	MCSP 3.01x1.52A	Common Drain	N	Yes	No	12	8	22	2.3		3.7	5.6		1.1				32			
AOC3870C	MCSP 3.01x1.52B	Common Drain	N	Yes	No	12	8	25	3.1		3.8	5.6		1.1				32			
AlphaDFN™ 3.05x1.77																					
AOC3860A	MCSP 3.05x1.77A	Common Drain	N	Yes	No	12	8	25	2.5		3.5	5		1.0				44			
AOC3860C	MCSP 3.05x1.77B	Common Drain	N	Yes	No	12	8	25	3.1		3.5	5		1.1				36			
AlphaDFN™ 3.2x2.1																					
AOCA36116C	MCSP 3.2x2.1	Common Drain	N	Yes	No	24	12	30	3.1		3.1	5		1.2				35			
AlphaDFN™ 3.37x1.47																					
AOCA32317	MCSP 3.37x1.47	Common Drain	N	Yes	No	30	20	17	3.1	7.3	10.2			2				50			
AlphaDFN™ 3.4x1.96																					
AOCA36102E	MCSP 3.4x1.96	Common Drain	N	Yes	No	12	8	20	2.5		5	7		1.1				35			

1. Not recommended for new designs. Please contact your local sales office for a replacement part, if any.
2. On-resistance Static Source-Source, otherwise Static Drain-Source.

* $R_{DS(ON)}$ measured at V_{GS} other than 10V, 4.5V or 1.8V.
† Qg measured with V_{GS} = 10V. In all other cases V_{GS} = 4.5V.

Low Voltage MOSFETs *(Continued)*

Part Number	Package	Configuration	Polarity	ESD Diode	Schottky Diode	V_{DS} (V)	V_{GS} (±V)	I_D (A) 25°C	P_D (W) 25°C	$R_{DS(ON)}$ (mΩ max) at V_{GS} = 10V	4.5V	2.5V	1.8V	VGS(th) (max V)	Ciss (pF)	Coss (pF)	Crss (pF)	Qg (nC)	Qgd (nC)	Trr (ns)	Qrr (nC)
AlphaDFN™ 3.55x1.77																					
AOC3862	MCSP 3.55x1.77	Common Drain	N	Yes	No	12	8	27	2.5		3.0	4.4		1.2				46			
AOC3878	MCSP 3.55x1.77	Common Drain	N	Yes	No	12	8	35	3.1		2	3.3		1.1				60			
DFN 1.6x0.6																					
AON1606	DFN 1.6x0.6	Single	N	Yes	No	20	8	0.7	0.9		275	335	390	1	62.5	12.5	9	0.85	0.25		
AON1605	DFN 1.6x0.6	Single	P	Yes	No	-20	8	0.7	0.9		710	930	1250	-1.1	50	12	7.5	0.75	0.2		
DFN 1.6x1.6																					
AON1634	DFN 1.6x1.6A	Single	N	Yes	No	30	12	4	1.8	54	62	82		1.5	245	35	20	2.6	1	6.5	7.5
DFN 2x2																					
AON2420	DFN 2x2	Single	N	No	No	30	20	8	2.8	11.7	17.5			2.2	552	227	28	4.3	1.7	13.2	3.2
AON2410	DFN 2x2	Single	N	No	No	30	12	8	2.8		21	28		1.5	813	98	56	8	2.6	10	2.4
AON2802	DFN 2x2	Dual	N	Yes	No	30	12	2	2.1	60	68	88		1.5	245	35	20	2.6	1	2	3
AON2810	DFN 2x2	Dual	N	Yes	No	30	12	2	2.5	44	52	74		1.4	235	75	15	2.2	0.7	7.2	1.3
AON2812	DFN 2x2	Dual	N	Yes	No	30	12	4.5	2.5	37	45	70		1.4	235	75	15	2.2	0.7	7.2	1.3
AON2408	DFN 2x2	Single	N	No	No	20	12	8	2.8		14.5	19		1.2	782	158	98	7	2.4	11	2.7
AONT32136C	DFN 2x2	Single	N	Yes	No	20	12	8	2.7		22	26		1.25	660	100	80	7	2	8	6
AON2406	DFN 2x2	Single	N	No	No	20	8	8	2.8		12.5	15	19	1	1140	165	110	12.5	2.7	11	3
AON2403	DFN 2x2	Single	P	No	No	-12	8	-8	2.8		21	28	40	-0.9	1370	350	258	12.7	3.4	20.7	5.2
AON2405	DFN 2x2	Single	P	No	No	-20	8	-8	2.8		32	41	56	-0.9	1025	167	119	13	3.4	15	4
AON2801	DFN 2x2	Dual	P	No	No	-20	8	-3	1.1		120	160	200	-1	540	90	63	5	1	21	9.1
AON2803	DFN 2x2	Dual	P	No	No	-20	8	-3.8	1.5		70	90	115	-1	560	80	70	8.5	2.1	37	27
DFN 2x5																					
AON5802BG	DFN 2x5	Common Drain	N	Yes	No	30	12	11	3.1		6.5	8.5		1.5	1050	90	65	10.5	4	8	10
AON5816	DFN 2x5	Common Drain	N	Yes	No	20	12	12	1.7		17	23		1.3	2170	330	270	22	6	23	45
AON5820	DFN 2x5	Common Drain	N	Yes	No	20	12	10	1.7		9.5	13		1	1255	200	168	12.5	6.5	11	15
DFN 3x2																					
AON4420L	DFN 3x2	Single	N	No	No	30	20	10	1.6	19	25			2.5	550	110	55	4.6	2.2	11	13
AON4605	DFN 3x2	Complementary	N	No	No	30	20	4.3	1.9	65	115			3	238	35	30	3.1	1.6	7.5	2.5
AON4407	DFN 3x2	Single	P	Yes	No	-12	8	-9	2.5		20	25	31	-0.85	1740	334	200	19	5.3	22	17
AON4703	DFN 3x2	Single	P	No	Yes	-20	8	-3.4	1.7		90	120	160	-1	540	80	49	6.1	1.6	37	27
AON4803	DFN 3x2	Dual	P	No	No	-20	8	-3.4	1.7		90	120	165	-1	540	80	49	6.1	1.6	21	7.5
AON4805L	DFN 3x2	Dual	P	No	No	-20	8	-4.5	2		65	85	115	-1	560	80	70	8.5	2.1	37	27
AON4421	DFN 3x2	Single	P	No	No	-30	20	-8	2.5	26	34			-1.8	930	170	120	8.6	3.4	18	32
AON4605	DFN 3x2	Complementary	P	No	No	-30	20	-3.4	1.9	110	180			-3	290	42	44	3	1.6	11.3	4.4
DFN 3x3																					
AONR66406	DFN 3x3	Single	N	No	No	40	20	30	27	6.1	9.4			2.5	1480	245	13	8.5	3	11	21
AON3414	DFN 3x3	Single	N	Yes	No	30	20	10.5	3.1	17	23			2.4	690	105	80	7.5	3	7.5	11.5
AON3611	DFN 3x3	Complementary	N	No	No	30	20	5	2.1	50	70			2.5	170	35	23	2	1	7.5	2.5
AON7380	DFN 3x3	Single	N	No	No	30	20	24	24	6.8	10.5			2.2	825	335	40	6.2	2.6	11	17
AON7400A	DFN 3x3	Single	N	No	No	30	20	40	25	7.5	10.5			2.5	1150	180	105	9.5	5	8.7	13.5
AON7422G	DFN 3x3	Single	N	Yes	No	30	20	32	28	4.6	7.2			2.4	2300	240	210	20	12	11	15
AON7466	DFN 3x3	Single	N	No	No	30	25	30	25	7.5	10.5			2.5	1150	180	105	4.6	5	8.7	13.5
AON7502	DFN 3x3	Single	N	No	No	30	25	30	31	4.7	7.6*			3	1022	574	63	6.2	3.5	15.3	20
AON7506	DFN 3x3	Single	N	No	No	30	20	12	20.5	9.8	15.8			2.3	542	233	31	4.3	1.7	9.7	11.5
AON7522E	DFN 3x3	Single	N	No	No	30	20	34	31	4	6.8			2.2	1540	485	448	19.7	15	15.2	22.2

1. Not recommended for new designs. Please contact your local sales office for a replacement part, if any.
2. On-resistance Static Source-Source, otherwise Static Drain-Source.

* $R_{DS(ON)}$ measured at V_{GS} other than 10V, 4.5V or 1.8V.
† Qg measured with V_{GS} = 10V. In all other cases V_{GS} = 4.5V.

Low Voltage MOSFETs *(Continued)*

Part Number	Package	Configuration	Polarity	ESD Diode	Schottky Diode	V_{DS} (V)	V_{GS} (±V)	I_D (A) 25°C	P_D (W) 25°C	$R_{DS(ON)}$ (mΩ max) at V_{GS} = 10V	4.5V	2.5V	1.8V	VGS(th) (max V)	Ciss (pF)	Coss (pF)	Crss (pF)	Qg (nC)	Qgd (nC)	Trr (ns)	Qrr (nC)
AON7524	DFN 3x3	Single	N	Yes	No	30	12	28	32	3.3	4	5.8		1.2	2250	800	65	16	5.2	16	23
AON7530	DFN 3x3	Single	N	No	No	30	20	30	24	4.7	7.2			2.2	1320	530	70	8.8	4	13.5	20.6
AON7534	DFN 3x3	Single	N	No	No	30	20	30	23	5	8.5			2.2	1037	441	61	6.8	3.6	12.7	17.2
AON7538	DFN 3x3	Single	N	No	No	30	20	30	24	5.1	8.2			2.2	1128	435	59	7.4	2.3	13.3	25
AON7544	DFN 3x3	Single	N	No	No	30	20	30	23	5	8.5			2.2	951	373	62	7.5	3.2	10.2	13.6
AON7566	DFN 3x3	Single	N	Yes	No	30	20	34	30	3.7	5.2			2.4	3020	330	280	28	17.5	12	20
AON7611	DFN 3x3	Complementary	N	No	No	30	20	9	7	50	70			2.5	170	35	23	2	1	7.5	2.5
AON7934	DFN 3x3	Asymmetric	N	No	No	30	20	16	23	10.2	15.8			2.2	485	235	32	3.9	2.1	9.9	12.9
AON7934	DFN 3x3	Asymmetric	P	No	No	30	20	18	25	7.7	11.6			2.2	807	314	40	6	3	11.3	15
AON3818	DFN 3x3	Common Drain	N	Yes	No	24	12	8	2.7		13.5	21		1.2	840	210	205	9.5	4.5	1.7	5.2
AON3820	DFN 3x3	Common Drain	N	Yes	No	24	12	8	2		8.9	11.8		1.3	1325	250	220	12.5†	6		
AON3814	DFN 3x3	Common Drain	N	Yes	No	20	12	6	2.5		17	24		1.1	920	155	75	11	3.2	7.9	4.4
AON3816	DFN 3x3	Common Drain	N	Yes	No	20	12	4	2.5		22	28		1.1	920	155	75	11	3.2	7.9	4.4
AON3402	DFN 3x3	Single	N	Yes	No	20	12	12	3	13	17	26		1	1810	232	200	17.9	4.7	20.2	8
AON7404G	DFN 3x3	Single	N	No	No	20	12	20	28		5.3	6.8		1.25	3300	485	370	31	8	17	30
AONR26309A	DFN 3x3	Complementary	N	Yes	No	30	20	14	7	20	26			2.3	600	70	60	6	2.5	5	6
AONR32314	DFN 3x3	Single	N	No	No	30	20	30	24	8.7	12.3			2.25	1420	150	95	10	4	7.5	9
AONR32320C	DFN 3x3	Single	N	No	No	30	20	12	11	21	30			2.3	650	70	50	7	2.5	5	5
AONR36326C	DFN 3x3	Single	N	No	No	30	20	12	20.5	9.8	15.9			2.3	540	230	30	4.3	1.7	9.7	11.5
AONR36328	DFN 3x3	Single	N	No	No	30	16	20	24	8.4	11.5			2.1	700	180	24	5	1.8	9.1	12.7
AONH36328	DFN 3x3	Asymmetric	N	Yes	No	30	16	18	23	8.5	11.5			2.1	700	180	24	5	1.8	9	13
AONH36328	DFN 3x3	Asymmetric	N	Yes	No	30	16	18	23	8.5	11.5			2.1	700	180	24	5	1.8	9	13
AONR36329 ***New***	**DFN 3x3**	**Single**	**N**	**Yes**	**No**	**30**	**20**	**20**	**20.8**	**10.5**	**15.5**			**2.25**	**600**	**150**	**20**	**4**	**1.5**	**9**	**14**
AONR36366	DFN 3x3	Single	N	No	No	30	20	34	28	3.5	5.2			2.1	1835	480	45	11	2.2	13	24
AONR36368	DFN 3x3	Single	N	No	No	30	20	32	24	5	7.5			2.1	1305	340	33	7.5	2.2	11	18
AONU32320	DFN 3x3	Common Drain	N	Yes	No	30	20	15	16.5	13	18.5			2.3	1500	160	130	13	5.5	7	10
AON7407	DFN 3x3	Single	P	No	No	-20	8	-40	29		9.5	12.5	18	-0.9	3495	528	425	44†	11	33	100
AONR21117	DFN 3x3	Single	P	No	No	-20	8	-34	43		4.8	7.2		-1.1	6560	770	700	63	19	38	105
AON3419	DFN 3x3	Single	P	No	No	-30	20	-10	3.1	19	32			-2.5	1040	180	125	9.6	4.5	11.5	25
AON3611	DFN 3x3	Complementary	P	No	No	-30	20	-6	2.5	38	62			-2.4	520	100	65	4.6	2.2	11	5.3
AON7611	DFN 3x3	Complementary	P	No	No	-30	20	-18.5	20.8	38	62			-2.4	520	100	65	4.6	2.2	11	5.3
AONR21307	DFN 3x3	Single	P	No	No	-30	25	-24	28	11	18.5			-2.3	1995	300	260	17	8.8	13.3	20
AONR21311C	DFN 3x3	Single	P	Yes	No	-30	20	-12	11	40	61			-2.2	720	80	70	6	3	10	13
AONR21321	DFN 3x3	Single	P	No	No	-30	25	-24	24	16.5	29.5			-2.3	1180	185	155	11	3	10	15
AONR21357	DFN 3x3	Single	N	No	No	-30	25	-34	30	7.8	12.3			-2.3	2830	430	365	25	12	62	32
AONR26309A	DFN 3x3	Complementary	P	Yes	No	-30	20	-21	20.8	32	55			-2.2	1100	120	105	11	6.5	12	17
DFN 3.3x3.3																					
AON7318	DFN 3.3x3.3	Single	N	No	No	30	20	50	39	1.95	3.1			2.3	2840	740	80	16.5	4	15.5	36.5
AON7428	DFN 3.3x3.3	Single	N	No	No	30	20	50	83	2.8	3.6			2.3	2600	430	280	24	8	18	37
AON7442	DFN 3.3x3.3	Single	N	No	No	30	20	50	83	1.9	3.3			2.2	2994	1276	196	23	10	20	46
AON7528	DFN 3.3x3.3	Single	N	Yes	No	30	20	50	83	2	3.4			2.2	2895	1439	149	21.3	9	22.3	54
AON7421	DFN 3.3x3.3	Single	P	No	No	-20	12	-50	83	4.6	5.8	9		-1.2	4550	823	563	44	14	30	75
DFN 3.3x3.3 (XSPairFET™)																					
AONE36132	DFN 3.3x3.3	Asymmetric	N	No	No	25	12	60	25	4.6	6			1.8	880	250	55	6.5	2.5	9	11.5
AONE36132	DFN 3.3x3.3	Asymmetric	N	No	No	25	12	60	35.5	1.4	1.7			1.8	3215	860	200	25	5	16	33.5
AONP36320	DFN 3.3x3.3	Dual	N	No	No	30	20	100	50	3.2	5.2			2.1	1700	460	45	10	3	13	24

1. Not recommended for new designs. Please contact your local sales office for a replacement part, if any.
2. On-resistance Static Source-Source, otherwise Static Drain-Source.

* $R_{DS(ON)}$ measured at V_{GS} other than 10V, 4.5V or 1.8V.
† Qg measured with V_{GS} = 10V. In all other cases V_{GS} = 4.5V.

Low Voltage MOSFETs *(Continued)*

Part Number		Package	Configuration	Polarity	ESD Diode	Schottky Diode	V_{DS} (V)	V_{GS} (±V)	I_D (A) 25°C	P_D (W) 25°C	$R_{DS(ON)}$ (mΩ max) at V_{GS} = 10V	4.5V	2.5V	1.8V	VGS(th) (max V)	Ciss (pF)	Coss (pF)	Crss (pF)	Qg (nC)	Qgd (nC)	Trr (ns)	Qrr (nC)
AONP36332		DFN 3.3x3.3	Asymmetric	N	No	No	30	12	50	33	3.7	4.7			1.9	1520	330	35	10	2.2	12	21
AONP36332		DFN 3.3x3.3	Asymmetric	N	No	No	30	12	50	30	4.7	5.9			1.9	1520	330	35	7.5	2.2	12	21
AONP36336		DFN 3.3x3.3	Asymmetric	N	No	No	30	12	50	33	4.7	5.7			1.9	1330	280	35	8	2	11	19
AONP36336		DFN 3.3x3.3	Asymmetric	N	No	No	30	12	50	30	5.8	7.3			1.9	940	210	30	6	1.6	10	14
AONP38324	***New***	**DFN 3.3x3.3**	**Dual**	**N**	**No**	**No**	**30**	**12**	**134**	**69**	**2.4**	**2.9**			**1.8**	**1940**	**520**	**45**	**12**	**2.1**	**15**	**32**
AONP38324	***New***	**DFN 3.3x3.3**	**Dual**	**N**	**No**	**No**	**30**	**12**	**110**	**46**	**2.3**	**2.9**			**1.8**	**1940**	**520**	**45**	**12**	**2.1**	**15**	**32**
DFN 4x3A																						
AONL32328		DFN 4x3	Complementary	N	No	No	30	20	85	50	1.85	2.5			2.2	3100	875	105	20	6	17	36
AONL32328		DFN 4x3	Complementary	P	No	No	-30	20	-7	2.6	27	45			2.4	510	220	22	3.5	1.4	11	12
DFN 5x6																						
AONS66609	***New***	**DFN 5x6**	**Single**	**N**	**No**	**No**	**60**	**20**	**304**	**215**	**1.25**				**3.3**	**6350**	**1800**	**55**	**90**	**21**	**35**	**150**
AONS66612		DFN 5x6	Single	N	No	No	60	20	100	208	1.65				3.5	5300	1500	50	78	20	30	135
AONS66620		DFN 5x6	Single	N	No	No	60	20	24	36.5	9				3.6	1070	310	12	16†	3.6	18	58
AONS66909	***New***	**DFN 5x6**	**Single**	**N**	**No**	**No**	**100**	**20**	**160**	**208**	**4.2**				**3.7**	**4100**	**1110**	**13**	**52**	**8**	**38**	**260**
AON6590A		DFN 5x6	Single	N	No	No	40	20	100	208	0.99	1.5			2.3	8320	1438	85	45	7	26	83
AON6204		DFN 5x6	Single	N	No	No	30	20	24	31	12	18			2.4	510	220	22	3.5	1.4	11	17
AON6312		DFN 5x6	Single	N	No	No	30	20	85	50	1.85	2.5			2.2	3100	875	105	20	6	17	36
AON6314		DFN 5x6	Single	N	No	No	30	30	85	32.5	2.8	3.5			2.0	1900	400	60	13	3.6	12	21.5
AON6354		DFN 5x6	Single	N	No	No	30	20	83	36	3.3	5.2			2.2	1330	360	55	10	3.5	11	17
AON6358		DFN 5x6	Single	N	No	No	30	20	85	48	2.2	3.6			2.2	2200	1000	100	15	4.7	17	42
AON6366E		DFN 5x6	Single	N	Yes	No	30	20	34	46	3.7	5.2			2.4	3020	330	280	28	17	12	20
AON6380		DFN 5x6	Single	N	No	No	30	20	24	26	6.8	10.5			2.2	825	335	40	6.2	2.6	11	17
AON6384		DFN 5x6	Single	N	No	No	30	20	83	36	3.3	5.2			2.2	1330	360	55	10	3.5	11	17
AON6414A		DFN 5x6	Single	N	No	No	30	20	50	31	8	10.5			2.5	1150	180	105	9.5	5	8.7	13.5
AON6500		DFN 5x6	Single	N	No	No	30	20	200	83	0.95	1.3			2	7036	2778	353	49.7	21.4	31	106
AON6528		DFN 5x6	Single	N	No	No	30	20	30	25	6.3	9.8			2.2	1037	441	61	6.8	3.6	12.7	17.2
AON6548		DFN 5x6	Single	N	No	No	30	20	85	83	1.8	2.5			2.2	4290	1680	300	31.2	14.6	23.5	60
AON6552		DFN 5x6	Single	N	No	No	30	20	30	25	5	8.5			2.2	1037	441	61	6.8	3.6	12.7	17.2
AON6558		DFN 5x6	Single	N	No	No	30	20	30	24	5.1	8.2			2.2	1128	435	59	7.4	2.3	13.3	25
AON6560		DFN 5x6	Single	N	No	No	30	20	200	208	0.68	1.1			2.2	11500	3400	3100	130	92	38.5	120
AON6566		DFN 5x6	Single	N	No	No	30	20	32	25	5	8.5			2.4	1300	530	75	8.5	2.5	14	25
AON6572		DFN 5x6	Single	N	No	No	30	12	85	48	3.2	3.9			2	3290	855	135	20.3	4.4	16.5	31
AON6576		DFN 5x6	Single	N	No	No	30	20	32	26	4.7	7.2			2.2	1320	530	70	8.8	4	13.5	20.6
AON6586		DFN 5x6	Single	N	No	No	30	20	35	41	7.5	10.5			2.5	1150	180	105	9.5	5	8.7	13.5
AON6588		DFN 5x6	Single	N	No	No	30	20	32	46	3.3	4.8			2.2	2160	915	115	14	6.3	16.5	34.2
AON6594		DFN 5x6	Single	N	No	No	30	20	35	39	7	11			2.2	1037	441	61	6.8	3.6	12.7	17.2
AON6596[1]		DFN 5x6	Single	N	No	No	30	20	35	41	7.5	10.5			2.5	1150	180	105	9.5	5	8.7	13.5
AON6661		DFN 5x6	Complementary	N	No	No	30	20	16	12.5	14	18			2.5	760	125	70	6.6	3	7	8
AON6667		DFN 5x6	Complementary	N	No	No	30	20	16	10	25	35			2.6	373	67	41	3.5	1.6	6	6.6
AON6816		DFN 5x6	Dual	N	Yes	No	30	20	16	21	6.2	9.6			2.2	1540	485	448	19.7	15	15.2	22.2
AOND32324		DFN 5x6	Dual	N	No	No	30	20	16	12.5	14	18			2.5	760	125	70	6.6	3	7	8
AONS30300	***New***	**DFN 5x6**	**Single**	**N**	**No**	**No**	**30**	**20**	**710**	**483**	**0.58**	**1.2**			**1.6**	**12215**	**4020**	**360**	**66**	**16**	**35**	**160**
AONS32302		DFN 5x6	Single	N	No	No	30	20	220	119	1.35	1.9			2.3	6060	710	550	54	25	16	40
AONS32303		DFN 5x6	Single	N	No	No	30	20	200	119	1.7	3.2			2	7900	740	470		14	16	40
AONS32304		DFN 5x6	Single	N	No	No	30	20	140	78	2.3	3.2			2.1	5970	580	340	40	13	13	25

1. Not recommended for new designs. Please contact your local sales office for a replacement part, if any.
2. On-resistance Static Source-Source, otherwise Static Drain-Source.

* $R_{DS(ON)}$ measured at V_{GS} other than 10V, 4.5V or 1.8V.
† Qg measured with V_{GS} = 10V. In all other cases V_{GS} = 4.5V.

Low Voltage MOSFETs *(Continued)*

Part Number		Package	Configuration	Polarity	ESD Diode	Schottky Diode	V_{DS} (V)	V_{GS} (±V)	I_D (A) 25°C	P_D (W) 25°C	$R_{DS(ON)}$ (mΩ max) at V_{GS} = 10V	4.5V	2.5V	1.8V	VGS(th) (max V)	Ciss (pF)	Coss (pF)	Crss (pF)	Qg (nC)	Qgd (nC)	Trr (ns)	Qrr (nC)
AONS32306		DFN 5x6	Single	N	No	No	30	20	36	50	3.6	4.7			2.1	4080	410	265	29	9.5	11	19
AONS32310		DFN 5x6	Single	N	No	No	30	20	400	400	1.05	1.43			1.8	15350	1430	900	110	35	20	65
AONS32314		DFN 5x6	Single	N	No	No	30	20	32	25	8.7	12.3			2.25	1420	150	95	10	4	7.5	9
AONS34304C		DFN 5x6	Single	N	No	No	30	20	200	208	0.68				2.2	11200	3350	3150	150	92	37	131
AONS36302		DFN 5x6	Single	N	No	No	30	20	146	57	1.8	2.6			2.2	3860	1020	130	28	9.5	18	58
AONS36304		DFN 5x6	Single	N	No	No	30	12	85	42	3	3.5			1.9	2430	460	75	18.5	6.5	13	29
AONS36312		DFN 5x6	Single	N	No	No	30	12	85	48	2.1	2.6			1.9	2500	530	75	18	4	14	27
AONS36314		DFN 5x6	Single	N	No	No	30	12	85	42	2.9	3.5			1.9	1890	395	55	11.5	2.5	12	21
AONS36316		DFN 5x6	Single	N	No	No	30	12	32	26	4.1	4.9			1.9	2005	430	50	13.5	3.5	12	21
AONS36344		DFN 5x6	Single	N	No	No	30	20	83	36	3.28	5.15			2.2	1320	350	54	10	3.6	11	17
AONS36346		DFN 5x6	Single	N	No	No	30	20	60	31	5.5	9.5			2.1	800	240	35	5	2	10	13
AONS36348		DFN 5x6	Single	N	No	No	30	20	50	26	7	11.5			2.1	800	240	35	5	2	10	13
AONS38203	***New***	**DFN 5x6**	**Single**	**N**	**No**	**No**	**25**	**16**	**311**	**208**	**0.58**	**0.9**			**2.1**	**8350**	**2860**	**260**	**46**	**11**	**30**	**120**
AON6522		DFN 5x6	Single	N	No	No	25	20	200	83	950	1.3			2	7036	2778	353	49.7	21.4	31	106
AONS32100		DFN 5x6	Single	N	No	No	25	20	400	400	0.73	1.08			1.6	15200	2000	1400	115	115	25	70
AON6411		DFN 5x6	Single	P	No	No	-20	12	-85	156	2.1	2.5	3.6		-1.3	10290	1910	1395	100	36	48	178
AONS21113		DFN 5x6	Single	P	No	No	-20	12	-70	138	2.2	2.5	3.6		-1.1	18700	2050	1880	180	48	68	280
AON6661		DFN 5x6	Complementary	P	No	No	-30	20	-16	20	22	35			-2.5	1040	180	125	9.6	4.6	11.5	25
AON6667		DFN 5x6	Complementary	P	No	No	-30	20	-16	20	22	35			-2.5	1040	180	125	9.6	4.6	11.5	25
AON6407		DFN 5x6	Single	P	No	No	-30	25	-85	83	4.5	6*			-2.6	3505	900	650	75†	23	35	75
AOND32324		DFN 5x6	Dual	P	No	No	-30	20	-16	30	12	19.5			-2.3	1995	300	260	17	8.8	13.3	20
AONS21303C		DFN 5x6	Single	P	No	No	-30	20	-70	138	2.8	4			-2.3	13240	1360	1150	100	40	20	63
AONS21307		DFN 5x6	Single	P	No	No	-30	25	-24	38	11	18.5			-2.3	1995	300	260	17	8.8	13.3	20
AONS21357		DFN 5x6	Single	N	No	No	-30	25	-36	48	7.8	12.3			-2.3	2830	430	365	25	12	62	32
DFN 5x6 (PairFET™)																						
AON6810		DFN 5x6	Common Drain	N	Yes	No	30	20	20	31	4.4	6.5			2.2	1720	746	61	11	3.2	20	30
AON6812		DFN 5x6	Common Drain	N	Yes	No	30	20	28	31	4	6			2.2	1720	746	61	11	3.2	20	30
AON6906A		DFN 5x6	Asymmetric	N	No	No	30	20	48	45	11.7	17.5			2.3	570	260	20	3.5	1.4	8.6	14.1
AON6906A		DFN 5x6	Asymmetric	N	No	No	30	20	37	31	14.4	21.3			2.4	510	220	22	3.3	1.4	9	14.7
AON6912A		DFN 5x6	Asymmetric	N	No	No	30	20	52	30	7.3	10.4			2.5	1090	125	38	7	2.5	7	8
AON6912A		DFN 5x6	Asymmetric	N	No	No	30	20	34	22	13.7	19.3			2.5	760	490	70	6.6	3	13	25
AON6926		DFN 5x6	Asymmetric	N	No	No	30	20	50	35	8.5	12			2.4	1130	180	40	8	3	6.7	13.5
AON6926		DFN 5x6	Asymmetric	N	No	No	30	20	44	31	11	14			2.5	1150	465	105	9.5	5	12	23
AON6946		DFN 5x6	Asymmetric	N	No	No	30	20	16	7.3	11.6	17			2.2	485	235	32	3.9	2.1	9.9	12.9
AON6946		DFN 5x6	Asymmetric	N	No	No	30	20	18	13	7.8	11.8			2.2	807	314	40	6	3	11.3	15
AON6980		DFN 5x6	Asymmetric	N	No	No	30	20	28	23.5	6.8	10.3			2.2	1095	270	28	6.4	2	11	24
AON6980		DFN 5x6	Asymmetric	N	No	Yes	30	12	36	32	3.8	4.9			2	3440	515	60	21	3.7	15.7	31.8
AON6982		DFN 5x6	Asymmetric	N	No	No	30	20	50	21	5.2	8.4			2.2	810	335	39	6	2.3	11	19
AON6982		DFN 5x6	Asymmetric	N	No	Yes	30	12	85	45	2	2.45			1.9	3080	920	99	20.7	5.5	17.5	43
AON6984		DFN 5x6	Asymmetric	N	No	No	30	20	50	21	5.2	8.4			2.2	810	335	39	6	2.3	11	19
AON6984		DFN 5x6	Asymmetric	N	No	Yes	30	12	82	31	2.8	3.45			1.9	2120	700	69	16.8	4.9	15.5	33
AON6992		DFN 5x6	Asymmetric	N	No	No	30	20	50	21	5.2	8.6			2.2	820	340	40	6.1	2.4	11	19
AON6992		DFN 5x6	Asymmetric	N	No	Yes	30	12	85	45	2	2.5			1.9	3110	930	100	21	5.6	17.5	43
AON6994		DFN 5x6	Asymmetric	N	No	No	30	20	50	21	5.2	8.6			2.2	820	340	40	6.1	2.4	11	19
AON6994		DFN 5x6	Asymmetric	N	No	Yes	30	12	82	31	2.8	3.5			1.9	2150	710	70	17	5	15.5	33
AON6996		DFN 5x6	Asymmetric	N	No	No	30	20	50	21	5.2	8.6			2.2	820	340	40	6.1	2.4	11	19

1. Not recommended for new designs. Please contact your local sales office for a replacement part, if any.
2. On-resistance Static Source-Source, otherwise Static Drain-Source.

* $R_{DS(ON)}$ measured at V_{GS} other than 10V, 4.5V or 1.8V.
† Qg measured with V_{GS} = 10V. In all other cases V_{GS} = 4.5V.

Low Voltage MOSFETs *(Continued)*

Part Number		Package	Configuration	Polarity	ESD Diode	Schottky Diode	V_{DS} (V)	V_{GS} (±V)	I_D (A) 25°C	P_D (W) 25°C	$R_{DS(ON)}$ (mΩ max) at V_{GS} = 10V	4.5V	2.5V	1.8V	VGS(th) (max V)	Ciss (pF)	Coss (pF)	Crss (pF)	Qg (nC)	Qgd (nC)	Trr (ns)	Qrr (nC)
AON6996		DFN 5x6	Asymmetric	N	No	Yes	30	12	60	22	3.9	5			1.9	1350	450	60	10.5	3	13	22
AON6998		DFN 5x6	Asymmetric	N	No	No	30	20	50	21	5.2	8.6			2.2	820	340	40	6.1	2.4	11	19
AON6998		DFN 5x6	Asymmetric	N	No	Yes	30	12	82	31	2.6	2.99			1.9	2150	710	70	17	5	15.5	33
AONY36302		DFN 5x6	Asymmetric	N	No	No	30	20	51	21	5.2	8.6			2.2	1000	290	50	8	4.1	11	19
AONY36302		DFN 5x6	Asymmetric	N	No	No	30	12	85	44.5	2.2	2.6			1.9	2555	520	75	16	3	14	26.5
AONY36304		DFN 5x6	Asymmetric	N	No	No	30	20	51	21	5.2	8.6			2.2	1000	290	50	8	4.1	11	19
AONY36304		DFN 5x6	Asymmetric	N	No	No	30	12	83	31.5	2.8	3.5			1.9	1890	395	55	11.5	2.5	12	21
AONY36306	***New***	**DFN 5x6B**	**Asymmetric**	**N**	**No**	**No**	**30**	**20**	**32**	**22**	**6**	**8.6**			**2.2**	**1000**	**300**	**50**	**8**	**3.5**	**11**	**19**
AONY36306	***New***	**DFN 5x6B**	**Asymmetric**	**N**	**No**	**No**	**30**	**12**	**32**	**33**	**3.8**	**4.7**			**2.2**	**1000**	**300**	**50**	**13.5**	**3.5**	**11**	**19**
AONY36352		DFN 5x6	Asymmetric	N	No	No	30	20	49	21	5.3	9.1			2.1	820	230	35	5	1.5	9.5	12.5
AONY36352		DFN 5x6	Asymmetric	N	No	No	30	12	85	45	2	2.5			1.9	2555	520	75	16	3	14	26.5
AONY36354		DFN 5x6	Asymmetric	N	No	No	30	20	49	21	5.3	9.1			2.1	820	230	35	5	1.5	9.5	12.5
AONY36354		DFN 5x6	Asymmetric	N	No	No	30	12	85	31.5	2.6	3.5			1.9	1890	395	55	11.5	2.5	12	21
AONY36356		DFN 5x6	Asymmetric	N	No	No	30	12	3.8	4.7	6.1	9.6			2.1	920	300	35	6	2	11	18
AONY36356		DFN 5x6	Asymmetric	N	No	No	30	20	6.1	9.6	3.8	4.7			1.9	2005	430	50	13.5	3.5	12	21
DFN 5x6E (XSPairFET™)																						
AOE6930		DFN 5x6E	Asymmetric	N	No	No	30	20	22	24	4.3	7			2.1	1075	480	55	7	2.5	12.5	21.5
AOE6930		DFN 5x6E	Asymmetric	N	No	No	30	12	85	75	0.83	1.05			1.9	5560	1670	200	42	12	23	72.5
AOE6932		DFN 5x6E	Asymmetric	N	No	No	30	20	55	24	5	8			2.2	1150	380	55	7.5	3	11.5	20
AOE6932		DFN 5x6E	Asymmetric	N	No	No	30	12	85	52	1.4	1.8			1.9	4180	880	125	30	7	17	42
AOE6936		DFN 5x6E	Asymmetric	N	No	No	30	20	55	24	5	8			2.2	1150	380	55	7.5	3	11.5	20
AOE6936		DFN 5x6E	Asymmetric	N	No	No	30	20	85	39	2	3			2.1	2270	650	90	15	4.5	14.5	30
AONX38168		DFN 5x6E	Asymmetric	N	No	No	25	12	60	20	3.6	5			2.1	1225	370	48	12	2	11.5	17.5
AONX38168		DFN 5x6E	Asymmetric	N	No	No	25	12	85	69	0.85	1.15			1.8	4860	1325	145	25	4.4	20.5	55
AONX38320	***New***	**DFN 5x6E**	**Asymmetric**	**N**	**No**	**No**	**30**	**16**	**66**	**24**	**3.5**	**5.3**			**2.1**	**1220**	**460**	**50**	**8.7**	**3.2**	**13**	**31**
AONX38320	***New***	**DFN 5x6E**	**Asymmetric**	**N**	**No**	**No**	**30**	**12**	**233**	**73**	**0.8**	**1.02**			**2.1**	**1220**	**460**	**50**	**8.7**	**3.2**	**13**	**31**
RigidCSP™																						
AOCR36330		RigidCSP	Common Drain	N	No	No	30	20	40	3.5	1.4	2.8			2				128			
SC-70																						
AO7414		SC-70-6	Single	N	No	No	20	8	2	0.35		62	70	85	1	260	48	27	2.9	0.6	14	3.4
AO7800		SC-70-6	Dual	N	Yes	No	20	8	0.9	0.3		300	350	450	0.9	101	17	14	1.57	0.36	6.7	1.6
AO7407		SC-70-3	Single	P	No	No	-20	8	-1.2	0.63		135	170	220	-1	560	80	70	8.5†	2.1	37	27
AO7411		SC-70-6	Single	P	No	No	-20	8	-1.8	0.63		120	150	200	-1	560	80	70	8.5	2.1	37	27
AO7417		SC-70-6	Single	P	No	No	-20	8	-1.9	0.57		80	100	125	-1	560	80	70	8.5	2.1	37	27
AO7401		SC-70-3	Single	P	No	No	-30	12	-1.4	0.35	115	140	200		-1.4	260	37	20	2.8	1	11.5	4.5
AO7405		SC-70-6	Single	P	No	No	-30	12	-1.4	0.35	115	140	200		-1.4	260	37	20	2.8	1	11.5	4.5
AOSN21319C		SC-70-3	Single	P	No	No	-30	20	-2.6	1.1		100	150		-2.2	320	40	35	6	1.6	9	13
AOSN32128	***New***	**SC-70-3**	**Single**	**N**	**Yes**	**No**	**20**	**8**	**3.2**	**1.1**		**75**	**90**	**120**	**1.3**	**190**	**30**	**23**	**2.2**	**0.6**	**3.7**	**1.7**
AOSX21319C		SC-70-6	Dual	P	No	No	-30	20	-2.6	1.1		100	150		-2.2	320	40	35	6	1.6	9	13
AOSX32128	***New***	**SC-70-6**	**Single**	**N**	**Yes**	**No**	**20**	**8**	**3.2**	**1.1**		**75**	**90**	**120**	**1.3**	**190**	**30**	**23**	**2.2**	**0.6**	**3.7**	**1.7**
SO-8																						
AO4840E		SO-8	Dual	N	No	No	40	20	6	2	28	35			2.6	520	65	32	4.5	16.2	8	13
AO4306		SO-8	Single	N	No	No	30	20	13	3.1	11.5	15.5			2.5	760	125	70	6.6	3	7	8
AO4576		SO-8	Single	N	No	No	30	20	20	3.1	5.8	9.8			2.2	1037	441	61	6.8	3.6	12.7	17.2
AO4818		SO-8	Dual	N	Yes	No	30	20	8.5	2	19	26			2.4	740	110	82	7.5	3	8	18
AO4818B		SO-8	Dual	N	Yes	No	30	20	8.5	2	19	26			2.4	740	110	82	7.5	3	8	18

1. Not recommended for new designs. Please contact your local sales office for a replacement part, if any.
2. On-resistance Static Source-Source, otherwise Static Drain-Source.

* $R_{DS(ON)}$ measured at V_{GS} other than 10V, 4.5V or 1.8V.
† Qg measured with V_{GS} = 10V. In all other cases V_{GS} = 4.5V.

Low Voltage MOSFETs *(Continued)*

Part Number	Package	Configuration	Polarity	ESD Diode	Schottky Diode	V_{DS} (V)	V_{GS} (±V)	I_D (A) 25°C	P_D (W) 25°C	$R_{DS(ON)}$ (mΩ max) at V_{GS} = 10V	4.5V	2.5V	1.8V	VGS(th) (max V)	Ciss (pF)	Coss (pF)	Crss (pF)	Qg (nC)	Qgd (nC)	Trr (ns)	Qrr (nC)
AO4822	SO-8	Dual	N	No	No	30	20	8	2	19	26			2.4	740	110	82	7.5	3	8	18
AO4822A	SO-8	Dual	N	No	No	30	20	8.5	2	19	26			2.4	740	110	82	7.5	3	8	18
AO4832	SO-8	Dual	N	No	No	30	20	10	2	13	17.5			2.5	760	125	70	6.6	3	7	8
AO4838	SO-8	Dual	N	No	No	30	20	11	2	9.6	13			2.6	1080	180	110	8	3	8.5	13
AO4854	SO-8	Dual	N	Yes	No	30	20	8	2	19	23			2.4	740	110	82	7.5	3	8	18
AO4862	SO-8	Dual	N	No	No	30	20	4.5	1.7	50	68			2.5	200	35	25	2	1	7.5	2.5
AO4862E	SO-8	Dual	N	No	No	30	20	4.5	1.7	46	65			2.5	215	35	20	2	1	5.5	7
AO4606	SO-8	Complementary	N	No	No	30	20	6	2	30	42			2.4	255	45	35	2.55	1.3	8.5	2.2
AO4616	SO-8	Complementary	N	No	No	30	20	8.5	2	20	28			2.4	740	110	82	7.5	3	8	18
AO4620	SO-8	Complementary	N	No	No	30	20	7.2	2	24	36			2.6	373	67	41	3.5	1.7	10.5	4.5
AO4627	SO-8	Complementary	N	No	No	30	20	4.5	2	50	68			2.5	170	35	23	2	1	7.5	2.5
AO4629	SO-8	Complementary	N	No	No	30	20	6	2	30	42			2.4	250	45	35	2.55	1.3	8.5	2.2
AO4914	SO-8	Asymmetric	N	No	No	30	20	8.5	2	20.5	28			2.4	730	165	82	7.5	3	8	8
AO4914	SO-8	Asymmetric	N	No	Yes	30	20	8.5	2	20.5	28			2.4	740	110	82	7.5	3	8	18
AO4924	SO-8	Asymmetric	N	No	No	30	12	7.3	2	24	29			1.5	900	224	65	10	3.75	10	6.8
AO4924	SO-8	Asymmetric	N	No	Yes	30	12	9	2	15.8	19.5			2.4	1450	88	92	12	4.2	16.8	8
AOSD32334C	SO-8	Dual	N	Yes	No	30	20	7	1.7	20	26			2.3	600	70	60	6	2.5	5	6
AOSP32314	SO-8	Single	N	No	No	30	20	14.5	3.1	9	12.6			2.25	1420	150	95	10	4	7.5	9
AOSP32368	SO-8	Single	N	Yes	No	30	20	16	3.1	5.5	7.5			2.4	2270	245	200	18	10	10.5	16
AOSP32320C	SO-8	Single	N	No	No	30	20	8.5	2.5	22	30			2.3	650	70	50	7	2.5	5	5
AOSP36326C	SO-8	Single	N	No	No	30	20	12	2.5	11	17			2.3	542	233	31	4.3	1.7	9.7	11.5
AO4402G	SO-8	Single	N	No	No	20	12	20	3.1		5.9	7.3		1.25	3300	485	370	31	8	17	30
AO4806	SO-8	Dual	N	Yes	No	20	12	9.4	2	14	16	22	30	1	1810	232	200	17.9	4.7	22	8.6
AO9926B	SO-8	Dual	N	No	No	20	12	7.6	2	23	26	34	52	1.1	525	95	75	6	2	14	6
AO9926C	SO-8	Dual	N	No	No	20	12	7.6	2	23	26	34	52	1.1	525	95	75	6	2	14	6
AO4453	SO-8	Single	P	No	No	-12	8	-9	2.5		19	26	36	-0.9	1370	350	258	12.7	3.4	20.7	5.2
AO4403	SO-8	Single	P	No	No	-30	12	-6	3.1	48	57	80		-1.3	645	80	55	7	2.5	11	3.5
AO4405	SO-8	Single	P	No	No	-30	20	-6	3.1	50	85			-2.4	520	100	65	4.6	2.2	11	5.3
AO4405E	SO-8	Single	P	Yes	No	-30	20	-6	2.5	45	80			-1.5	495	100	56	4.2	2	9	13.5
AO4419	SO-8	Single	P	No	No	-30	20	-9.7	3.1	20	35			-2.5	1040	180	125	9.6	4.6	11.5	25
AO4449	SO-8	Single	P	No	No	-30	20	-7	3.1	34	54			-2.4	760	140	95	6.7	3.2	15	9.7
AO4803	SO-8	Dual	P	No	No	-30	20	-5	2	46	74			-2.5	520	100	65	4.6	2.2	11	5.3
AO4803A	SO-8	Dual	P	No	No	-30	20	-5	2	46	74			-2.5	520	100	65	4.6	2.2	11	5.3
AO4805	SO-8	Dual	P	No	No	-30	25	-9	2	18				-2.8	2060	370	295	30†	10	30	22
AO4807	SO-8	Dual	P	No	No	-30	20	-6	2	35	58			-2.4	760	140	95	6.7	3.2	15	9.7
AO4813	SO-8	Dual	P	No	No	-30	20	-7.1	2	25	40			-2.5	1040	180	125	9.3	4.6	11.5	25
AO4606	SO-8	Complementary	P	No	No	-30	20	-6.5	2	28	44			-2.4	760	140	95	6.7	3.2	15	9.7
AO4616	SO-8	Complementary	P	No	No	-30	20	-7	2	22	40			-2.5	1040	180	125	9.6	4.6	11.5	25
AO4620	SO-8	Complementary	P	No	No	-30	20	-5.3	2	32	55			-2.4	760	140	95	6.7	3.2	15	9.7
AO4627	SO-8	Complementary	P	No	No	-30	20	-3.5	2	100	165			-2.4	197	42	26	2.2	1.1	11.3	4.4
AO4629	SO-8	Complementary	P	No	No	-30	20	-5.5	2	41	74			-2.5	520	100	65	4.6	2.2	11	5.3
AO4630	SO-8	Complementary	P	No	No	-30	12	-5	2	48	57	78		-1.3	700	80	60	7		15	40
AONS21321	SO-8	Single	P	No	No	-30	25	-24	24.5	16.5	29.5			-2.3	1180	185	155	11	3	13	23
AOSD21311C	SO-8	Dual	P	No	No	-30	20	-5	1.7	42	64			-2.2	720	80	70	12.5	3	10	13
AOSD21313C	SO-8	Dual	P	No	No	-30	20	-5.7	1.7	32	55			-2.2	1100	120	105	22	6.5	12	17

1. Not recommended for new designs. Please contact your local sales office for a replacement part, if any.
2. On-resistance Static Source-Source, otherwise Static Drain-Source.

* $R_{DS(ON)}$ measured at V_{GS} other than 10V, 4.5V or 1.8V.
† Qg measured with V_{GS} = 10V. In all other cases V_{GS} = 4.5V.

Low Voltage MOSFETs *(Continued)*

Part Number	Package	Configuration	Polarity	ESD Diode	Schottky Diode	V_{DS} (V)	V_{GS} (±V)	I_D (A) 25°C	P_D (W) 25°C	$R_{DS(ON)}$ (mΩ max) at V_{GS} = 10V	4.5V	2.5V	1.8V	VGS(th) (max V)	Ciss (pF)	Coss (pF)	Crss (pF)	Qg (nC)	Qgd (nC)	Trr (ns)	Qrr (nC)
AOSP21307	SO-8	Single	P	No	No	-30	25	-14	3.1	11.5	18.5			-2.3	1995	300	260	17	8.8	13.3	20
AOSP21311C	SO-8	Single	P	No	No	-30	20	-6	2.5	42	64			-2.2	720	80	70	12.5	3	10	13
AOSP21313C	SO-8	Single	P	No	No	-30	20	-7	2.5	32	55			-2.2	1100	120	105	22	6.5	12	17
AOSP21321	SO-8	Single	P	No	No	-30	25	-11	3.1	17	30			-2.3	1180	185	155	11	3	10	15
AOSP21357	SO-8	Single	N	Yes	No	-30	25	-16	3.1	8.5	13			-2.3	2830	430	365	25	12	62	32
AO4425	SO-8	Single	P	Yes	No	-38	25	-14	3.1	11				-3.5	3800	560	350	63†	16.1	35	33
Ultra SO-8																					
AOUS66923	Ultra SO-8	Single	N	No	No	100	20	58	73	11	15			2.6	1725	360	7.5	12.5	3.5	41	156
AOUS66620	Ultra SO-8	Single	N	No	No	60	20	46	52	9				3.6	1070	310	12	16†	3.6	18	58
AOL1404G	Ultra SO-8	Single	N	No	No	20	12	46	50		4.6	6		1.25	3300	485	370	31	8	17	30
SOT-23																					
AOSS32128 ***New***	**SOT-23-3**	**Single**	**N**	**Yes**	**No**	**20**	**8**	**3.6**	**1.3**		**75**	**90**	**120**	**1.3**	**190**	**30**	**23**	**2.2**	**0.6**	**3.7**	**1.7**
AOSS32334C	SOT23-3	Single	N	Yes	No	30	20	6.2	1.3	20	26			2.3	600	70	60	6	2.5	5	6
AOSS32338C	SOT23-3	Single	N	Yes	No	30	12	4	1.3	50	57	72		1.5	340	30	25	4	1.2	5.5	4
AOSS32136C	SOT23-3	Single	N	Yes	No	20	12	6.5	1.3	20	26			1.25	660	100	80	7	2	8	6
AO3413	SOT-23-3	Single	P	No	No	-20	8	-3	1.4		80	100	130	-1	560	80	70	8.5	2.1	37	27
AO3419	SOT-23-3	Single	P	Yes	No	-20	12	-3.5	1.4	85	102	140		-1.2	325	63	37	3.1	1.1	11	4.3
AO3423	SOT-23-3	Single	P	Yes	No	-20	12	-2	1.4	92	118	166		-1.2	325	63	37	3.2	0.9	6.1	1.4
AO3435	SOT-23-3	Single	P	No	No	-20	8	-2.9	1		70	90	110	-1	510	70	52	5.6	1.8	17	4
AOSS21115C	SOT23-3	Single	P	Yes	No	-20	8	-4.5	1.3		40	55	72	-0.95	930	90	80	8.5	2.5	25	37
AOSS21311C	SOT-23-3	Single	P	Yes	No	-30	20	-4.3	1.3	45	65			-2.2	720	80	70	6	3	10	13
TO-251A																					
AOI423	TO-251A	Single	P	No	No	-30	25	-70	90	8.5				-3.5	2760	550	375	45†	12	15	30
AOI21357	TO-251A	Single	P	No	No	-30	25	-70	78	8	13			-2.3	2830	430	365	25	12	32	62
TO-252																					
AOD32324	TO-252	Single	N	No	No	30	20	70	69	3.4	4.5			2.3	5350	400	290	35	13	12	24
AOD32326	TO-252	Single	N	No	No	30	20	46	45	6.2	8.5			2.3	2500	200	150	17	4	10	16
AOD32334C	TO-252	Single	P	Yes	No	30	20	12	18	20	26			2.3	600	70	60	55	27	5.5	6
TO-263																					
AOB66620L	TO-263	Single	N	No	No	60	20	57	50	8.5				3.6	1070	310	12	16†	3.6	18	58
TSOP-6																					
AO6424	TSOP-6	Single	N	No	No	30	20	5	1.25	31	43			2.4	255	45	35	2.55	1.3	8.5	2.2
AO6424A	TSOP-6	Single	N	No	No	30	20	6.5	2.5	35	48			2.4	270	50	35	3.2	1.75	10	2.3
AO6432	TSOP-6	Single	N	No	No	30	20	7.5	2	24	35			2.6	373	67	41	3.5	1.7	10.5	4.5
AO6802	TSOP-6	Dual	N	No	No	30	20	3.5	1.15	50	70			2.5	170	35	23	2	1	7.5	2.5
AO6601	TSOP-6	Complementary	N	No	No	30	12	3.4	1.15	60	70	90		1.5	235	35	18	4.7	1.6	8.5	2.55
AO6602G	TSOP-6	Complementary	N	No	No	30	20	3.5	1.15	50	70			2.5	170	35	23	2	1	7.5	2.5
AO6608	TSOP-6	Complementary	N	No	No	30	12	3.4	1.25	60	70	90		1.5	235	35	18	3	0.8	6	12
AOTS26108	TSOP-6	Complementary	N	Yes	No	30	12	3.8	1.25	50	57	72		1.5	340	30	25	16	1.2	5.5	4
AOTS32334C	TSOP-6	Single	N	Yes	No	30	20	8	2.5	20	26			2.3	600	70	60	6	2.5	5	6
AOTS32338C	TSOP-6	Dual	N	No	No	30	12	3.8	1.2	50	57	72		1.5	340	30	25	4	1.2	5.5	4
AO6404	TSOP-6	Single	N	No	No	20	12	8.6	2	17	18	24	33	1	1810	232	200	17.9	4.7	22	9.8

1. Not recommended for new designs. Please contact your local sales office for a replacement part, if any.
2. On-resistance Static Source-Source, otherwise Static Drain-Source.

* $R_{DS(ON)}$ measured at V_{GS} other than 10V, 4.5V or 1.8V.
† Qg measured with V_{GS} = 10V. In all other cases V_{GS} = 4.5V.

Low Voltage MOSFETs *(Continued)*

Part Number	Package	Configuration	Polarity	ESD Diode	Schottky Diode	V_{DS} (V)	V_{GS} (±V)	I_D (A) 25°C	P_D (W) 25°C	$R_{DS(ON)}$ (mΩ max) at V_{GS} = 10V	4.5V	2.5V	1.8V	VGS(th) (max V)	Ciss (pF)	Coss (pF)	Crss (pF)	Qg (nC)	Qgd (nC)	Trr (ns)	Qrr (nC)
AO6804A	TSOP-6	Dual	N	Yes	No	20	12	5	1.3		28	39		1	580	95	70	5.8	2.4	32	
AO6808	TSOP-6	Common Drain	N	Yes	No	20	12	4.6	0.8		19	23		1	620	125	64	7.7	2.7	25	9
AO6604	TSOP-6	Complementary	N	No	No	20	8	3.4	1.1		65	75	100	1	260	48	27	2.9	0.6	14	3.8
AO6409A	TSOP-6	Single	P	Yes	No	-20	8	-5.5	2.1		41	53	65	-0.9	751	115	80	9.3	2.2	26	51
AO6604	TSOP-6	Complementary	P	No	No	-20	8	-2.5	1.1		75	95	115	-1	560	80	70	8.5	2.1	37	27
AO6608	TSOP-6	Complementary	P	No	No	-20	8	-3.3	1.25		75	105	135	-1	510	70	50	6	1.8	16	4
AOTS21115C	TSOP-6	Single	P	No	No	-20	8	-6.6	2.5		40	55	72	-0.95	930	90	80	8.5	2.5	25	37
AOTS26108	TSOP-6	Complementary	P	Yes	No	-20	8	-4.5	1.25		44	59	80	1.5	340	30	25	8	1.2	5.5	4
AO6401A	TSOP-6	Single	P	No	No	-30	12	-5	2	47	64	85		-1.3	645	80	55	7	2.5	11	3.5
AO6405	TSOP-6	Single	P	No	No	-30	20	-5	2	52	87			-2.4	520	100	65	4.6	2.2	11	5.3
AO6601	TSOP-6	Complementary	P	No	No	-30	12	-2.3	1.15	115	150	200		-1.4	260	37	20	2.8	1	11.5	4.5
AO6602G	TSOP-6	Complementary	P	No	No	-30	20	-2.7	1.15	100	170			-2.4	197	42	26	2.2	1.1	11.3	4.4
AOTS21313C	TSOP-6	Single	P	No	No	-30	20	-7.3	2.7	32	55			-2.2	1100	120	105	22	6.5	12	17
AOTS21319C	TSOP-6	Single	P	No	No	-30	20	-2.7	1.2	100	150			-2.2	320	40	35	6	1.6	9	13
TSSOP-8																					
AO8808A	TSSOP-8	Dual	N	Yes	No	20	12	8	1.4	14	15	20	28	1	1160	232	146	16	3.8	20.2	8
AO8814	TSSOP-8	Common Drain	N	Yes	No	20	12	7.5	1.5	16	18	24	34	1	1390	190	150	15.4	4	15	5.1
AO8820	TSSOP-8	Common Drain	N	Yes	No	20	12	7	1.5	21	24	32	50	1.1	500	100	52	6	1	9	10
AO8822	TSSOP-8	Common Drain	N	Yes	No	20	12	7	1.5	18	22	27		1	650	140	60	6.7	3	10	11
AOTE2136C	TSSOP-8	Common Drain	N	Yes	No	20	12	7	1.5		20	26		1.25	660	100	80	7	2	8	7
AOTE21115C	TSSOP-8	Dual	P	Yes	No	-20	8	-5.1	1.5		40	55	72	-0.95	930	90	80	8.5	2.5	25	37

1. Not recommended for new designs. Please contact your local sales office for a replacement part, if any.
2. On-resistance Static Source-Source, otherwise Static Drain-Source.

* $R_{DS(ON)}$ measured at V_{GS} other than 10V, 4.5V or 1.8V.
† Qg measured with V_{GS} = 10V. In all other cases V_{GS} = 4.5V.

Medium Voltage MOSFETs

Part Number		Package	Configuration	Polarity	ESD Diode	Schottky Diode	V_{DS} (V)	V_{GS} (±V)	I_D (A) 25°C	P_D (W) 25°C	$R_{DS(ON)}$ (mΩ max) at V_{GS} = 10V	4.5V	2.5V	1.8V	VGS(th) (max V)	Ciss (pF)	Coss (pF)	Crss (pF)	Qg (nC)	Qgd (nC)	Trr (ns)	Qrr (nC)
DFN 2x2																						
AON2392		DFN 2x2C	Single	N	No	No	100	20	8	4.1	32	39			2.4	840	64	4	6.1	1.8	20	70
AON2290		DFN 2x2B	Single	N	No	No	100	20	4.5	2.8	72	97			2.8	415	32	3	3	1.5	16	44
DFN 3x3																						
AON7460		DFN 3x3	Single	N	No	No	300	30	4	33	830				4.5	310	45	2.9	6.8	2	88	290
AON7462		DFN 3x3	Single	N	No	No	300	30	2.5	25	1500				4.5	197	30	2	4.6†	1.5	95	220
AON7458		DFN 3x3	Single	N	No	No	250	30	5	33	560				4.3	306	51	3.2	6	1.5	77	290
AON7296		DFN 3x3	Single	N	No	No	100	20	12.5	20.8	66	90			2.8	415	32	3	3	1.5	16	44
AONR66924		DFN 3x3	Single	N	No	No	100	20	32	30	13.5	18			2.6	1450	365	10	9.8	4.4	34	148
AON7262E		DFN 3x3	Single	N	Yes	No	60	20	34	43	6.2	8.5			2.2	1652	520	52	15	6.5	19	60
AON7264C		DFN 3x3	Single	N	Yes	No	60	20	24	24	13.2	17.7			2.2	895	220	20	7.5	3.0	15.5	49
AON7264E		DFN 3x3	Single	N	Yes	No	60	20	28	27.5	9.5	13.3			2.4	1100	300	28	7	3.5	19	65
AONR20485	***New***	**DFN3x3A**	**Single**	**P**	**No**	**No**	**-40**	**20**	**-34**	**69**	**15**	**20**			**-2.3**	**2430**	**250**	**175**	**60†**	**10**	**19**	**60**
AONR66620		DFN 3x3	Single	N	Yes	No	60	20	24	27	9.1				3.6	1070	310	12	16†	3.6	18	58
DFN 3.3x3.3																						
AON7254		DFN 3.3x3.3	Single	N	No	No	150	20	17	39	54	66			2.7	675	78	4	5.5	2.5	37	210
AON7292		DFN 3.3x3.3	Single	N	No	No	100	20	23	28	24	32			2.6	1170	90	8	8	3.5	24	110
AONR62921		DFN 3.3x3.3	Single	N	No	No	100	20	50	54	10.2	12.6			2.3	2450	180	11	15.5	5	25	123
AONR66821	***New***	**DFN 3.3x3.3**	**Single**	**N**	**No**	**No**	**80**	**20**	**93**	**104**	**6.4**	**9**			**2.6**	**2280**	**490**	**11**	**15**	**4.1**	**24**	**122**
AONR66922		DFN 3.3x3.3	Single	N	No	No	100	20	50	52	9.0	12			2.5	2180	550	13	15	5	32	138
AONR66820		DFN 3.3x3.3	Single	N	No	No	80	20	50	104	7.2				4.1	1950	470	11	25	4.2	28	140
AONR62818		DFN 3.3x3.3	Single	N	No	No	80	20	50	54	6.6	9.5			2.3	2420	280	15	15	4	24	100
AON7280		DFN 3.3x3.3	Single	N	No	No	80	20	50	83	8.5	12*			3.4	1871	265	14	26.5†	4	32	162
AON7140		DFN 3.3x3.3	Single	N	No	No	40	20	50	46	2.3	3.5			2.4	3350	580	65	18	21.2	16	42
DFN 5x6 (XSFET™)																						
AOE66410		DFN 5x6	Single	N	No	No	40	20	100	147	1.0	1.5			2.5	9000	1600	92	50	11	27.5	105
DFN 5x6																						
AON6458		DFN 5x6	Single	N	No	No	250	30	14	83	170				4.5	1028	167	11	22†	8	158	1000
AON6250		DFN 5x6	Single	N	No	No	150	20	52	104	16.5	19*			3.4	2388	213	9.5	30.5†	4.5	68	560
AONS62922		DFN 5x6	Single	N	No	No	120	20	85	215	7	9			2.4	3295	360	9	20	5.5	43	355
AONS66415	***New***	**DFN 5x6**	**Single**	**N**	**No**	**No**	**40**	**20**	**150**	**131**	**2.9**				**3.6**	**3030**	**515**	**37**	**48†**	**3.4**	**17**	**55**
AONS66520		DFN 5x6	Single	N	No	No	150	20	100	215	9.5	12			2.6	3200	380	4.5	44†	7	66	570
AONS66521		DFN 5x6	Single	N	No	No	150	20	100	215	9.8				4.5	2600	340	3.2	32†	6.2	68	640
AONS66641	***New***	**DFN 5x6**	**Single**	**N**	**No**	**No**	**60**	**20**	**275**	**208**	**1.4**				**3.4**	**5300**	**1500**	**50**	**78**	**20**	**30**	**135**
AON6220		DFN 5x6	Single	N	No	No	100	20	48	113.5	6.2	7.4			2.3	4525	345	22.5	30	9	32	162
AON6290		DFN 5x6	Single	N	No	No	100	20	85	208	4.6	6.2*			3.4	4600	415	27	28.5	10	40	230
AON6292		DFN 5x6	Single	N	No	No	100	20	85	156	6	8.5*			3.4	3830	327	16.5	15.5	7	19	225
AON6298		DFN 5x6	Single	N	No	No	100	20	46	78	16.5	21*			3.4	1307	127	8	16†	3	30	132
AON6452		DFN 5x6	Single	N	No	No	100	25	26	35	25	31*			4	1770	165	55	28†	10	20	82
AON6482		DFN 5x6	Single	N	No	No	100	20	28	75	37	42			2.7	1630	100	50	18	9	32	200
AONS62920		DFN 5x6	Single	N	No	No	100	20	48	113.5	6.3	7.6			2.3	4525	345	22.5	30	9	32	162
AONS66916		DFN 5x6	Single	N	No	No	100	20	100	215	3.6				3.6	5325	1240	16	67†	9	42	215
AONS66917		DFN 5x6	Single	N	No	No	100	20	100	215	3.5	5			2.8	5940	1475	24	35	11	43	208
AONS66919		DFN 5x6	Single	N	No	No	100	20	85	113	5.9	7.9			2.6	3420	790	14	22	5	36	214
AONS66920		DFN 5x6	Single	N	No	No	100	20	48	56.5	8.2	10.7			2.5	2500	485	13	16.7	5	34	170

1. Not recommended for new designs. Please contact your local sales office for a replacement part, if any.
2. On-resistance Static Source-Source, otherwise Static Drain-Source.

* $R_{DS(ON)}$ measured at V_{GS} other than 10V, 4.5V or 1.8V.
† Qg measured with V_{GS} = 10V. In all other cases V_{GS} = 4.5V.

Medium Voltage MOSFETs *(Continued)*

Part Number	Package	Configuration	Polarity	ESD Diode	Schottky Diode	V_{DS} (V)	V_{GS} (±V)	I_D (A) 25°C	P_D (W) 25°C	$R_{DS(ON)}$ (mΩ max) at V_{GS} = 10V	4.5V	2.5V	1.8V	VGS(th) (max V)	Ciss (pF)	Coss (pF)	Crss (pF)	Qg (nC)	Qgd (nC)	Trr (ns)	Qrr (nC)
AONS66923	DFN 5x6	Single	N	No	No	100	20	47	48	10.8	14.8			2.6	1725	360	7.5	12.5	3.5	41	156
AON6276	DFN 5x6	Single	N	No	No	80	20	100	215	2.6				3.2	4940	770	40	68†	14	32	168
AON6278	DFN 5x6	Single	N	No	No	80	20	85	208	3.3	4.6*			3.3	4646	632	31	61.5†	9.5	32	174
AON6280	DFN 5x6	Single	N	No	No	80	20	85	83	4.1	5*			3.2	3930	592	66	58†	14	36	153
AON6282	DFN 5x6	Single	N	No	No	80	20	85	83	5.6	8*			3.5	2848	392	22.5	36.5†	6	30	126
AON6284	DFN 5x6	Single	N	No	No	80	20	78	78	7.1	10*			3.3	2162	300	16	28†	4.5	26	118
AON6284A	DFN 5x6	Single	N	No	No	80	20	48	56	6.5	8.5*			2.3	2540	310	18.5	16.5†	6	23	91
AONS62814T	DFN 5x6	Single	N	No	No	80	20	100	258	2.6				3.2	4940	770	40	68†	14	32	168
AONS66811	DFN 5x6	Single	N	No	No	80	20	200	258	2.1				3.8	5750	1580	30	77	15	35	175
AON6262E	DFN 5x6	Single	N	Yes	No	60	20	40	48	6.2	8.5			2.2	1650	520	52	15	6.5	19	60
AON6264C	DFN 5X6	Single	N	Yes	No	60	20	24	26	13.2	17.7			2.2	895	220	20	7.3	3.4	17	59
AON6264E	DFN 5x6	Single	N	Yes	No	60	20	28	37.5	9.5	13.3			2.4	1100	300	28	7	3.5	19	65
AON6266E	DFN 5x6	Single	N	No	No	60	20	24	26	13.2	17.7			2.2	755	220	20	6.5	3	17	54
AON6160	DFN 5x6	Single	N	No	No	60	20	100	215	1.58				3.4	6485	1050	30	85	13	33	176
AON6162	DFN 5x6	Single	N	No	No	60	20	100	215	2.1				3.2	4850	1700	130	70†	16	30	150
AONS62602	DFN 5x6	Single	N	No	No	60	20	85	208	2.5	3.6			2.5	5630	1510	95	35.5	9.5	27	113
AONS62614	DFN 5x6	Single	N	No	No	60	20	100	119	2.5	3.4			2.2	3660	1160	108	32	11.5	26	92
AONS62618	DFN 5x6	Single	N	No	No	60	20	44	56	4.7	6.3			2.3	2520	670	65	21	8.5	22	80
AONS66612	DFN 5x6	Single	N	No	No	60	20	100	208	1.65				3.5	5300	1500	50	78	20	30	135
AONS66614	DFN 5x6	Single	N	No	No	60	20	85	78	2.9	4.1			2.4	3310	745	30	25	8.5	22	73
AONS66615	DFN 5X6	Single	N	No	No	60	20	85	78	3.5				3.8	2710	740	23	39	10.5	24.5	88
AON6152A	DFN 5x6	Single	N	No	No	45	20	100	208	1.15	1.85			2.3	7410	1120	75	48	5.5	25	71
AON6144	DFN 5x6	Single	N	No	No	40	20	100	78	2.4	3.5			2.4	3780	675	60	22	16	17	45
AON6590	DFN 5x6	Single	N	No	No	40	20	100	208	0.99	1.5			2.3	8320	1438	85	45	7	26	83
AON6884	DFN 5x6	Dual	N	No	No	40	20	34	21	11.3	13.8			2.7	1500	215	135	13.6	6.4	13	35
AONS66402	DFN 5x6	Single	N	No	No	40	20	85	119	1.6	2.3			2.5	1480	245	13	8.5	3	11	21
AONS66405 ***New***	**DFN 5x6**	**Single**	**N**	**No**	**No**	**40**	**20**	**310**	**215**	**0.95**				**3.4**	**9700**	**1530**	**100**	**118**	**7.6**	**26**	**106**
AONS66406	DFN 5x6	Single	N	No	No	40	20	30	6.1	9.4				2.3	1480	245	13	8.5	3	11	21
AONS66407 ***New***	**DFN 5x6**	**Single**	**N**	**No**	**No**	**40**	**20**	**310**	**215**	**0.85**	**1.28**			**2.3**	**9030**	**1550**	**110**	**51**	**8**	**26**	**102**
AONS66408	DFN 5x6	Single	N	No	No	40	20	85	48	3.1	4.4			2.3	2808	513	36	15.7	2.5	16	41
AONS66524 ***New***	**DFN 5x6**	**Single**	**N**	**No**	**No**	**150**	**20**	**56**	**119**	**16**				**3.7**	**1780**	**210**	**4**	**23**	**2.6**	**59**	**513**
AONS66908 ***New***	**DFN 5x6**	**Single**	**N**	**No**	**No**	**100**	**20**	**158**	**208**	**4.2**	**5.4**			**2.6**	**5117**	**1127**	**19**	**32**	**8**	**40**	**260**
DFN 8x6																					
AOMU66414Q	DFN 8x6	Dual	N	No	No	40	20	85	68	2.3	3.5			2.4	3350	580	65	18	3.5	16	42
AOMU66414Q	DFN 8x6	Dual	N	No	No	40	20	85	65	2.3	3.5			2.4	3350	580	65	18	3.5	16	42
SO-8																					
AOSP62530	SO-8	Single	N	No	No	150	20	5	3.1	63	70			2.7	675	78	45	5.5	2.5	37	210
AO4286	SO-8	Single	N	No	No	100	20	4	2.5	68	92			2.9	390	30	3	2.8	1.2	15	53
AO4482	SO-8	Single	N	No	No	100	20	6	3.1	37	42			2.7	1630	100	50	18	9	25	130
AO4892	SO-8	Dual	N	No	No	100	20	4	2	68	94			2.8	415	32	3	3	1.5	16	44
AOSP66923	SO-8	Single	N	No	No	100	20	12	3.1	11	15			2.6	1725	360	7.5	12.5	3.5	33	120
AOSP66919	SO-8	Single	N	No	No	100	20	16	3.1	6.5	8.5			2.6	3420	790	14	22	5	36	214
AOSP66925	SO-8	Single	N	No	No	100	20	11	3.1	12.5	16.8			2.6	1590	390	8	11	3.5	130	28
AOSD62666E	SO-8	Dual	N	Yes	No	60	20	9.5	2.5	14.5	19			2.2	755	220	20	6.5	3	15	45
AO4262E	SO-8	Single	N	Yes	No	60	20	16.5	3.1	6.5	8.5			2.2	1650	520	52	15	6.5	19	60

1. Not recommended for new designs. Please contact your local sales office for a replacement part, if any.
2. On-resistance Static Source-Source, otherwise Static Drain-Source.

* $R_{DS(ON)}$ measured at V_{GS} other than 10V, 4.5V or 1.8V.
† Qg measured with V_{GS} = 10V. In all other cases V_{GS} = 4.5V.

Medium Voltage MOSFETs *(Continued)*

Part Number	Package	Configuration	Polarity	ESD Diode	Schottky Diode	V_{DS} (V)	V_{GS} (±V)	I_D (A) 25°C	P_D (W) 25°C	$R_{DS(ON)}$ (mΩ max) at V_{GS} = 10V	4.5V	2.5V	1.8V	VGS(th) (max V)	Ciss (pF)	Coss (pF)	Crss (pF)	Qg (nC)	Qgd (nC)	Trr (ns)	Qrr (nC)
AO4264E	SO-8	Single	N	Yes	No	60	20	13.5	3.1	9.8	13.5			2.4	1100	300	28	7	3.5	18.5	59
AO4268	SO-8	Single	N	No	No	60	20	19	3.1	4.8	6.5			2.3	2500	670	65	21	6.5	22	80
AO4828	SO-8	Dual	N	No	No	60	20	4.5	2	56	77			3	450	60	25	4.3	2.2	27.5	32
AO4441	SO-8	Single	P	No	No	60	20	-4	3.1	100	130			-3	930	85	35	8	3.2	27	32
AO4612	SO-8	Complementary	N	No	No	60	20	4.5	2	56	77			3	450	60	25	4.3	2.2	27.5	32
AOSP62626E	SO-8	Single	N	Yes	No	60	20	11	3.1	13.5	18			2.3	900	220	20	7.3	2.8	15	45
AO4484	SO-8	Single	N	No	No	40	20	10	1.7	10	12.5			3	1500	215	135	13.6	6.4	30	19
AO4266E	SO-8	Single	N	No	No	60	20	11	3.1	13.5	18			2.2	755	220	20	6.5	3	15	45
AO4264E	SO-8	Single	N	Yes	No	60	20	13.5	3.1	9.8	13.5			2.4	1100	300	28	7	3.5	18.5	59
AO4268	SO-8	Single	N	No	No	60	20	19	3.1	4.8	6.5			2.3	2500	670	65	21	8.5	22	80
AO4828	SO-8	Dual	N	No	No	60	20	4.5	2	56	77			3	450	60	25	4.3	2.2	27.5	32
AO4441	SO-8	Single	P	No	No	60	20	-4	3.1	100	130			-3	930	85	35	8	3.2	27	32
AO4485	SO-8	Single	P	No	No	40	20	10	1.7	15	20			-2.5	2500	260	180	18.6	8.6	38	47
AO4884	SO-8	Dual	N	No	No	40	20	10	2	13	16			2.7	1500	215	135	13.6	6.4	13	35
AO4614B	SO-8	Complementary	N	No	No	40	20	6	2	30	38			3	516	82	43	4.3	1.4	18	10
AOSP66406	SO-8	Single	N	No	No	40	20	17	3.1	6.6	10			2.5	1480	245	13	8.5	3	11	21
AO4443	SO-8	Single	P	No	No	10	20	-6	3.1	42	63			-2.6	940	97	72	8.4	4.3	17	11.5
AO4840E	SO-8	Dual	N	Yes	No	10	20	6	2	28	35			2.6	520	65	32	4.5	1.5	13	
AO4614B	SO-8	Complementary	P	No	No	-40	20	-5	2	45	63			-3	940	97	72	7.9	3.2	21	14
AO4421	SO-8	Single	P	No	No	-60	20	-6.2	3.1	40	50			-3	2417	179	120	22.7	9.2	34	47
AO4612	SO-8	Complementary	P	No	No	-60	20	-3.2	2	105	135			-3	930	85	35	8	3.2	27	32
Ultra SO-8																					
AOL1482	Ultra SO-8	Single	N	Yes	No	100	20	28	75	37	42			2.7	1630	100	50	18	9	32	200
AOUS66920	Ultra SO-8	Single	N	No	No	100	20	69	86	8.2	10.7			2.5	2500	485	13	16.7	5	34	170
AOUS66923	Ultra SO-8	Single	N	Yes	No	100	20	58	73	11	15			2.6	1725	360	7.5	12.5	3.5	41	156
AOL1454G	Ultra SO-8	Single	N	Yes	No	40	20	50	60	9	13			3	1600	320	100	10.5	4.8	31	33
AOUS66414	Ultra SO-8	Single	N	No	No	40	20	92	92	2.2	3.2			2.3	4350	730	40	24	3.6	18	45
AOUS66416	Ultra SO-8	Single	N	No	No	40	20	69	73.5	3.3	5.0			2.5	2575	440	25	13.5	2	14	30
SOT-223																					
AOH3254	SOT-223	Single	N	No	No	150	20	5	4.1	63	77			2.7	675	78	4	5.5	2.5	37	210
SOT-23-3																					
AOSS62934	SOT-23-3	Single	N	No	No	100	20	2.0	1.4	140	180			2.7	250	19	2.5	1.8	0.8	12	27
AOSS21319C	SOT-23-3	Single	P	Yes	No	-30	20	-2.8	1.3	100	150			-2.2	320	40	35	3	1.6	9	13
TO-220																					
AOT9N40	TO-220	Single	N	No	No	400	30	8	132	800				4.5	630	73	5.7	13.1†	4.8	195	1900
AOT12N40	TO-220	Single	N	No	No	400	30	11	184	590				4.5	925	100	6.4	17†	5.7	235	2400
AOT12N30	TO-220	Single	N	No	No	300	30	11.5	132	420				4.5	632	90	7	12.8†	4.3	170	1300
AOT20N25	TO-220	Single	N	No	No	250	30	20	208	170				4.5	1028	167	11	20†	8	179	1600
AOT2500L	TO-220	Single	N	No	No	150	20	152	375	6.5	7.6*			3.5	6460	586	22	97†	17	90	1090
AOT2502L	TO-220	Single	N	No	No	150	20	106	277	11				5.1	3010	345	14	43†	10	75	880
AOT292L	TO-220	Single	N	No	No	100	20	105	300	4.5	5.3*			3.4	6775	557	32	90†	13.5	50	380
AOT296L	TO-220	Single	N	No	No	100	20	70	107	10	12.5*			3.4	2785	238	12	16.5	5	35	210
AOT2904	TO-220	Single	N	No	No	100	20	120	326	4.4				3.3	7085	605	32	93	16	49	460
AOT2910L	TO-220	Single	N	No	No	100	20	30	50	24	33			2.7	1190	95	7	7	2.5	30	145
AOT2916L	TO-220	Single	N	No	No	100	20	23	41.5	34	43.5			2.7	870	68	3.5	5.5	2	20	88

1. Not recommended for new designs. Please contact your local sales office for a replacement part, if any.
2. On-resistance Static Source-Source, otherwise Static Drain-Source.

* $R_{DS(ON)}$ measured at V_{GS} other than 10V, 4.5V or 1.8V.
† Qg measured with V_{GS} = 10V. In all other cases V_{GS} = 4.5V.

Medium Voltage MOSFETs *(Continued)*

Part Number	Package	Configuration	Polarity	ESD Diode	Schottky Diode	V_{DS} (V)	V_{GS} (±V)	I_D (A) 25°C	P_D (W) 25°C	$R_{DS(ON)}$ (mΩ max) at V_{GS} = 10V	4.5V	2.5V	1.8V	VGS(th) (max V)	Ciss (pF)	Coss (pF)	Crss (pF)	Qg (nC)	Qgd (nC)	Trr (ns)	Qrr (nC)
AOT280L	TO-220	Single	N	No	No	80	20	140	333	2.7	3.5*			3.4	11135	1315	80	160†	28	44	348
AOT282L	TO-220	Single	N	No	No	80	20	105	272.5	3.5	5.2*			3.5	7765	960	66	58	21	40	320
AOT284L	TO-220	Single	N	No	No	80	20	105	250	4.5	5.7*			3.3	5154	673	48	33.5	11.5	38	230
AOT286L	TO-220	Single	N	No	No	80	20	70	167	6	7.9*			3.3	3142	435	43	44.5†	8	29	161
AOT288L	TO-220	Single	N	No	No	80	20	46	93.5	9.2	12.5*			3.4	1871	265	14	26.5	4	32	162
AOT66518L	TO-220	Single	N	No	No	150	20	120	375	5				3.7	6460	820	5	80	15	86	920
AOT66914L	TO-220	Single	N	No	No	100	20	120	375	2.7				3.5	12500	3190	55	155†	31	55	335
AOT66918L	TO-220	Single	N	No	No	100	20	120	375	5				3.7	6500	3200	30	75	15	80	790
AOT66919L	TO-220	Single	N	No	No	100	20	105	187	6.8	8.8			2.6	3420	790	14	22	5	36	214
AOT66811L	TO-220	Single	N	No	No	80	20	120	310	3.0				3.8	5750	1580	30	110	15	35	175
AOT270AL	TO-220	Single	N	No	No	75	20	140	500	2.6	3.2*			3.3	10830	1520	97	147†	30	53	438
AOT430	TO-220	Single	N	No	No	75	25	80	268	11.5				4	4700	400	180	114†	18	53	143
AOT470	TO-220	Single	N	No	No	75	25	100	268	10.5				4	4700	400	180	114†	18	53	143
AOT66616L	TO-220	Single	N	No	No	60	20	140	125	3.2				3.4	2870	940	38	42.5	10	26	87
AOT66620L	TO-220	Single	N	No	No	60	20	57	50	8.5				3.6	1070	310	12	16†	3.6	18	58
AOT2140L	TO-220	Single	N	No	No	40	20	195	272	1.5	2			2.3	9985	1635	95	54	11	29	107
AOT2142L	TO-220	Single	N	No	No	40	20	120	312	1.9	2.5			2.3	8320	1438	85	45	7	26	83
AOT2144L	TO-220	Single	N	No	No	40	20	120	187	2.3	4			2.4	5225	895	55	28	4.5	20	60
AOT2146L	TO-220	Single	N	No	No	40	20	105	119	2.8	3.9			2.5	3830	630	45	20	3	18.5	50
TO-220F																					
AOTF20N40	TO-220F	Single	N	No	No	400	30	20	50	250				4.3	1898	212	15	37†	12	285	3900
AOTF12N30	TO-220F	Single	N	No	No	300	30	11.5	36	420				4.5	632	90	7	12.8†	4.3	170	1300
AOTF454L	TO-220F	Single	N	No	No	150	20	13	41	94	100*			4.6	820	70	22	15	4.4	32.5	230
AOTF292L	TO-220F	Single	N	No	No	100	20	70	47	4.5				3.4	6775	557	32	90	13.5	50	380
AOTF296L	TO-220F	Single	N	No	No	100	20	41	36.5	10	12.5*			3.4	2785	238	12	37†	5	35	210
AOTF2910L	TO-220F	Single	N	No	No	100	20	22	27	24	33			2.7	1190	95	7	7	2.5	30	145
AOTF2916L	TO-220F	Single	N	No	No	100	20	17	23.5	34	43			2.7	870	68	3.5	5.5	2	20	88
AOTF4126	TO-220F	Single	N	No	No	100	25	27	42	24	30*			4	1770	165	55	28†	10	20	82
AOTF66919L	TO-220F	Single	N	No	No	100	20	50	32	6.5	8.5			2.6	3420	790	14	22	5	36	214
AOTF286L	TO-220F	Single	N	No	No	80	20	56	37.5	6	8*			3.3	3142	435	43	44.5†	8	29	161
AOTF288L	TO-220F	Single	N	No	No	80	20	43	35.5	9.2	12.5*			3.4	1871	265	14	26.5	4	32	162
AOTF66811L	TO-220F	Single	N	No	No	80	20	80	34	3.0				3.8	5750	1580	30	77	15	35	175
AOTF66613L	TO-220F	Single	N	No	No	60	20	90	34.5	2.5				3.5	5300	1500	50	78†	20	30	135
AOTF66616L	TO-220F	Single	N	No	No	60	20	72.5	30	3.3				3.4	2870	940	38	42.5	10	26	87
AOTF2142L	TO-220F	Single	N	No	No	40	20	112	41	1.9	2.5			2.3	8320	1438	85	45	7	26	83
AOTF2144L	TO-220F	Single	N	No	No	40	20	90	32	2.3	4			2.4	5225	895	55	28	4.5	20	60
AOTF2146L	TO-220F	Single	N	No	No	40	20	80	29.5	2.8	3.9			2.5	3830	630	45	20	3	18.5	50
AOTF4185	TO-220F	Single	P	No	No	-40	20	-34	33	16	20			-2.5	2550	280	190	18.6	8.6	25	75
AOTF409	TO-220F	Single	P	No	No	-60	20	-24	43	40	54			-2.4	2461	178	120	19.7	8.9	26.68	167.12
TO-247																					
AOK40N30	TO-247	Single	N	No	No	300	30	40	357	85				4.1	2718	405	31	60†	21	275	8200
AOK60N30L	TO-247	Single	N	No	No	300	30	60	658	56				4.1	4438	593	38	88	28	320	14.5
AOK66518	TO-247	Single	N	No	No	150	20	120	500	5.4				3.7	6460	820	5	80	15	86	920
AOK66914	TO-247	Single	N	No	No	100	20	120	500	2.8											

1. Not recommended for new designs. Please contact your local sales office for a replacement part, if any.
2. On-resistance Static Source-Source, otherwise Static Drain-Source.

* $R_{DS(ON)}$ measured at V_{GS} other than 10V, 4.5V or 1.8V.
† Qg measured with V_{GS} = 10V. In all other cases V_{GS} = 4.5V.

Medium Voltage MOSFETs *(Continued)*

Part Number	Package	Configuration	Polarity	ESD Diode	Schottky Diode	V_{DS} (V)	V_{GS} (±V)	I_D (A) 25°C	P_D (W) 25°C	$R_{DS(ON)}$ (mΩ max) at V_{GS} = 10V	4.5V	2.5V	1.8V	VGS(th) (max V)	Ciss (pF)	Coss (pF)	Crss (pF)	Qg (nC)	Qgd (nC)	Trr (ns)	Qrr (nC)
AOK66613	TO-247	Single	N	No	No	60	20	120	312	2.5				3.5	5300	1500	50	78†	20	30	135
TO-251A																					
AOI5N40	TO-251A	Single	N	No	No	400	30	4.2	78	1600				4.5	331	42	3	6.9†	2.3*	160	930
AOI468	TO-251A	Single	N	No	No	300	30	11.5	150	420				4.5	632	90	7	12.8†	4.3*	170	1300
AOI8N25	TO-251A	Single	N	No	No	250	30	8	78	560				4.3	306	51	3.2	6†	1.5*	77	290
AOI478	TO-251A	Single	N	No	No	100	20	11	45	140	152			2.8	445	29	16	5.1	2.4	21	97
AOI4126	TO-251A	Single	N	No	No	100	25	43	100	24	30*			4	1770	165	55	28†	10	20	82
AOI4286	TO-251A	Single	N	No	No	100	20	14	30	68	92			2.9	390	30	3	2.8	1.2	15	53
AOI444	TO-251A	Single	N	No	No	60	20	12	20	60	85			3	450	61	27	3.8	1.9	27	30
AOI2610E	TO-251A	Single	N	No	No	60	20	46	59.5	9.5				2.4	1100	300	28	7	3.5	19	65
AOI4184	TO-251A	Single	N	No	No	40	20	50	50	8	11			3	1500	215	135	27.2	6.4	29	26
AOI66406	TO-251A	Single	N	No	No	40	20	60	52	6.1	9.4			2.5	1480	245	13	8.5	3	11	21
AOI538	TO-251A	Single	N	No	No	30	20	70	93	3.1	4.8			3.1	2610	915	115	14	6.3	16.5	34.2
AOI423	TO-251A	Single	P	No	No	-30	25	-70	62.5	8.5				-3.5	2760	550	375	45*	12	15	30
AOI21357	TO-251A	Single	P	No	No	-30	25	-70	78	8	13			-2.3	2830	430	365	35	12	32	
AOI4185	TO-251A	Single	N	No	No	-40	20	-40	62.5	15*	20*			-3	2550	280	190	18.6	8.6	38	47
AOI409	TO-251A	Single	N	No	No	-60	20	-26	60	40*	55*			-2.4	2977	241	153	22.2	10	40	59
TO-251B																					
AOY66919	TO-251B	Single	N	No	No	100	20	70	156	6.5	8.5			2.6	3420	790	14	22	5	36	214
AOY66920	TO-251B	Single	N	No	No	100	20	70	89	8.2	10.7			2.5	2500	485	13	16.7	5	34	170
AOY2610E	TO-251B	Single	N	No	No	60	20	46	59.5	9.5	13.3			2.4	1100	300	28	7	3.5	19	65
AOY66620	TO-251B	Single	N	No	No	60	20	58	52	8.5				3.6	1070	310	12	16†	3.6	18	58
AOY423	TO-251B	Single	P	No	No	30	20	-70	90	8.5				-3.5	2760	550	375	45†	12	15	30
TO-252																					
AOD3N40	TO-252	Single	N	No	No	400	30	2.6	50	3100				4.5	186	26	2.1	4.2†	1	140	640
AOD5N40	TO-252	Single	N	No	No	400	30	4.2	78	1600				4.5	331	42	3	6.9†	2.3	160	930
AOD9N40	TO-252	Single	N	No	No	400	30	8	125	800				4.5	962	73	8	19.5†	7.1	195	1900
AOD468	TO-252	Single	N	No	No	300	30	11.5	150	420				4.5	632	90	7	12.8†	4.3	170	1300
AOD458	TO-252	Single	N	No	No	250	30	14	150	280				4.5	637	104	7.1	12	4.6	150	1240
AOD8N25	TO-252	Single	N	No	No	250	30	8	78	560				4.3	306	51	3.2	6†	1.5	77	290
AOD450	TO-252	Single	N	No	No	200	30	3.8	25	700				6	215	32	7.2	3.82†	1.47	59	142
AOD2210	TO-252	Single	N	No	No	200	20	18	100	105	120*			2.5	2065	74	3.8	12	3	60	800
AOD4504	TO-252	Single	N	No	No	200	20	6	42.5	400				3.7	328	20.5	8	44	30	35	150
AOD2544	TO-252	Single	N	No	No	150	20	23	75	54	66			2.7	675	78	4	5.5	2.5	37	210
AOD4454	TO-252	Single	N	No	No	150	20	20	100	94	110*			4.6	820	70	22	15†	4.4	32.5	230
AOD464	TO-252	Single	N	No	No	105	25	40	100	28	31*			4	2038	204	85	38.5†	10	59.6	161
AOD478	TO-252	Single	N	No	No	100	20	11	45	140	152			2.8	445	29	16	5.1	2.4	21	97
AOD482	TO-252	Single	N	No	No	100	20	32	100	37	42			2.7	1630	100	50	18	9	32	200
AOD2910	TO-252	Single	N	No	No	100	20	31	53.5	24	33			2.7	1190	95	7	7	2.5	30	145
AOD2910E	TO-252	Single	N	Yes	No	100	20	37	71.5	23	33			2.7	1200	93	6.3	8	2.5	25	120
AOD2916	TO-252	Single	N	No	No	100	20	25	50	34	43.5			2.7	870	68	3.5	5.5	2	20	88
AOD2922	TO-252	Single	N	No	No	100	20	7	17	140	176			2.7	250	19	2.5	1.8	0.8	19	52
AOD4126	TO-252	Single	N	No	No	100	25	43	100	24	30*			4	1770	165	55	28†	10	20	82
AOD4286	TO-252	Single	N	No	No	100	20	14	30	68	92			2.9	390	30	3	2.8	1.2	15	53
AOD66919	TO-252	Single	N	No	No	100	20	70	156	6.5	8.5			2.6	3420	790	14	22	5	36	214

1. Not recommended for new designs. Please contact your local sales office for a replacement part, if any.
2. On-resistance Static Source-Source, otherwise Static Drain-Source.

* $R_{DS(ON)}$ measured at V_{GS} other than 10V, 4.5V or 1.8V.
† Qg measured with V_{GS} = 10V. In all other cases V_{GS} = 4.5V.

Medium Voltage MOSFETs *(Continued)*

Part Number	Package	Configuration	Polarity	ESD Diode	Schottky Diode	V_{DS} (V)	V_{GS} (±V)	I_D (A) 25°C	P_D (W) 25°C	$R_{DS(ON)}$ (mΩ max) at V_{GS} = 10V	4.5V	2.5V	1.8V	VGS(th) (max V)	Ciss (pF)	Coss (pF)	Crss (pF)	Qg (nC)	Qgd (nC)	Trr (ns)	Qrr (nC)
AOD66923	TO-252	Single	N	No	No	100	20	58	73	11	15			2.6	1725	360	7.5	12.5	3.5	41	156
AOD2810	TO-252	Single	N	No	No	80	20	46	100	8.5	12*			3.4	1871	265	14	26.5†	4	32	162
AOD2816	TO-252	Single	N	No	No	80	20	35	53.5	15	29*			3.5	1109	154	9	5	3.2	30	122
AOD66616	TO-252	Single	N	No	No	60	20	70	113	3.7				3.4	2870	940	38	42.5†	10	26	87
AOD66620	TO-252	Single	N	No	No	60	20	58	52	8.5											
AOD442G	TO-252	Single	N	No	No	60	20	40	60	18	23			2.7	1920	155	155	24	14.5	30	105
AOD444	TO-252	Single	N	No	No	60	20	12	20	60	85			3	450	61	27	3.8	1.9	27	30
AOD2610E	TO-252	Single	N	Yes	No	60	20	46	59.5	9.5	13.3			2.4	1100	300	28	7	3.5	19	65
AOD603A	TO-252	Complementary	N	No	No	60	20	12	27	60	85			3	450	61	27	3.8	1.9	27	30
AOD2144	TO-252	Single	N	No	No	40	20	120	156	2.3	4			2.4	5225	895	55	28	4.5	20	60
AOD2146	TO-252	Single	N	No	No	40	20	54	100	3.1	4.2			2.5	3830	630	45	20	3	18.5	50
AOD66406	TO-252	Single	N	No	No	40	20	60	52	6.1	9.4			2.5	1480	245	13	8.5	3	11	21
AOD418	TO-252	Single	P	No	No	30	20	36	50	7.5	11			2.5	1150	180	105	9.5	5	8.7	13.5
AOD508	TO-252	Single	N	No	No	30	20	70	50	3	4.5			2.2	2010	898	124	17	8	14	20.3
AOD536	TO-252	Single	N	No	No	30	20	46	37.5	8.5	14.7			2.2	1140	400	45	6.5	2.5	12	20
AOD538	TO-252	Single	N	No	No	30	20	70	93	3.1	4.8			3.1	2160	915	115	14	6.3	16.5	34.2
AOD558	TO-252	Single	N	No	No	30	20	50	50	5.4	9.5			2.4	1187	483	60	4.1	3.6	14.7	24
AOD607A	TO-252	Complementary	N	No	No	30	20	8	19	25	38			2.6	395	67	41	3.5	1.7	6	6.6
AOD4132	TO-252	Single	N	No	No	30	20	85	100	4	6			3	3700	700	390	33	17.6	34	30
AOD424	TO-252	Single	N	No	No	20	12	45	100	4.4	5.7			1.6	3860	740	580	36	12	17	36
AOD424G	TO-252	Single	N	No	No	20	12	46	50		4.9	6.3		1.25	3300	485	370	31	8	17	30
AOD607A	TO-252	Complementary	P	No	No	-30	20	-12	30	27	45			-2.4	730	140	90	6.7	3.2	12	25.5
AOD661	TO-252	Complementary	P	No	No	-30	20	-12	31	22.5	36			-2.5	1040	180	125	9.6	4.6	11.5	25
AOD21357	TO-252	Single	P	No	No	-30	25	-70	78	8	13			-2.3	2830	430	365	35	12	32	62
AOD4185	TO-252	Single	P	No	No	-40	20	-40	62.5	15	20			-3	2550	280	190	18.6	8.5	38	47
AOD4189	TO-252	Single	P	No	No	-40	20	-40	62.5	22	29			-3	1870	185	155	7.9	6.2	32	30
AOD407	TO-252	Single	P	No	No	-60	20	-12	50	115	150			-3	987	114	46	7.4	3.5	27.5	30
AOD409	TO-252	Single	P	No	No	-60	20	-26	60	40	55			-2.4	2977	241	153	22.2	10	40	59
AOD409G	TO-252	Single	P	No	No	-60	20	-26	60	40	55			-2.5	2350	160	115	22	10	23	107
AOD603A	TO-252	Complementary	P	No	No	-60	20	-12	42.5	115	150			-3	960	86	38	7.4	3.5	27.5	30
TO-262																					
AOW2502	TO-262	Single	N	No	No	150	20	106	277	10.7				5.1	3010	345	14	43†	10	75	880
AOW292	TO-262	Single	N	No	No	100	20	105	300	4.1	4.9*			3.4	6775	557	32	90†	13.5	50	380
AOW296	TO-262	Single	N	No	No	100	20	70	104	9.7*				3.4	2785	238	12	37	5	35	210
AOW284	TO-262	Single	N	No	No	80	20	105	250	4.3	5.5*			3.3	5154	673	48	71†	11.5	38	230
AOW482	TO-262	Single	N	No	No	80	25	105	333	7.2	9*			3.7	4054	458	160	66.8†	20.2	26	108
AOW66613	TO-262	Single	N	No	No	60	20	120	260	2.5				3.5	5300	1500	50	78†	20	30	135
AOW66616	TO-262	Single	N	No	No	60	20	140	125	3.2				3.4	2870	940	38	42.5	10	26	87
AOW66412	TO-262	Single	N	No	No	40	20	120	260	1.9	2.5			2.3	8320	1438	85	45	7	26	83
TO-262F																					
AOWF412	TO-262F	Single	N	No	No	100	25	30	33	15.8	19.4*			3.8	2680	260	100	45	15	22	96
TO-263																					
AOB2500L	TO-263	Single	N	No	No	150	20	152	375	6.2	7.3*			3.5	6460	586	22	97†	17	90	1090
AOB2502L	TO-263	Single	N	No	No	150	20	106	277	10.7				5.1	3010	347	14	43†	10	75	880
AOB292L	TO-263	Single	N	No	No	100	20	105	300	4.1				3.4	6775	557	32	90	13.5	50	380

1. Not recommended for new designs. Please contact your local sales office for a replacement part, if any.
2. On-resistance Static Source-Source, otherwise Static Drain-Source.

* $R_{DS(ON)}$ measured at V_{GS} other than 10V, 4.5V or 1.8V.
† Qg measured with V_{GS} = 10V. In all other cases V_{GS} = 4.5V.

Medium Voltage MOSFETs *(Continued)*

Part Number	Package	Configuration	Polarity	ESD Diode	Schottky Diode	V_{DS} (V)	V_{GS} (±V)	I_D (A) 25°C	P_D (W) 25°C	$R_{DS(ON)}$ (mΩ max) at V_{GS} = 10V	4.5V	2.5V	1.8V	VGS(th) (max V)	Ciss (pF)	Coss (pF)	Crss (pF)	Qg (nC)	Qgd (nC)	Trr (ns)	Qrr (nC)
AOB296L	TO-263	Single	N	No	No	100	20	70	107	9.7				3.4	2785	238	12	16.5	5	35	210
AOB414	TO-263	Single	N	No	No	100	25	51	150	25				4	1770	165	55	28†	10	20	82
AOB2904	TO-263	Single	N	No	No	100	20	120	326	4.4				3.3	7085	605	32	93	16	49	460
AOB2910L	TO-263	Single	N	No	No	100	20	30	50	23.5	32.5			2.7	1190	95	7	7	2.5	30	145
AOB66914L	TO-263	Single	N	No	No	100	20	120	375	2.7				3.5	12500	3190	55	48	31	55	335
AOB66918L	TO-263	Single	N	No	No	100	20	120	375	5				3.7	6500	3200	30	75†	15	80	790
AOB66919L	TO-263	Single	N	No	No	100	20	105	187	6.5	8.5			2.6	3420	790	14	22	5	36	214
AOB280L	TO-263	Single	N	No	No	80	20	140	333	2.2	3.1*			3.4	11135	1315	80	160†	28	44	348
AOB282L	TO-263	Single	N	No	No	80	20	105	272.5	3.2	4.9*			3.5	7765	960	66	58	21	40	320
AOB284L	TO-263	Single	N	No	No	80	20	105	250	4.3	5.5*			3.3	5154	673	48	33.5	11.5	38	230
AOB286L	TO-263	Single	N	No	No	80	20	70	167	5.7	7.6*			3.3	3142	435	43	44.5†	8	29	161
AOB288L	TO-263	Single	N	No	No	80	20	46	93.5	8.9	12.2*			3.4	1871	265	14	26.5	4	32	162
AOB66811L	TO-263	Single	N	No	No	80	20	140	310	2.7				3.8	5750	1580	30	77	15	35	175
AOB470L	TO-263	Single	N	No	No	75	25	100	268	10.2				4	4700	400	180	114†	18	53	143
AOB66613L	TO-263	Single	N	No	No	60	20	120	260	2.5				3.5	5300	1500	50	78†	20	30	135
AOB66616L	TO-263	Single	N	No	No	60	20	140	125	3.2				3.4	2870	940	38	42.5	10	26	87
AOB2140L	TO-263	Single	N	No	No	40	20	195	272	1.5	2			2.3	9985	1635	95	54	11	29	107
AOB2144L	TO-263	Single	N	No	No	40	20	120	187	2.3	4			2.4	5225	895	55	28	4.5	20	60
AOB2146L	TO-263	Single	N	No	No	40	20	105	119	2.8	3.9			2.5	3830	630	45	20	3	18.5	50
AOB4184	TO-263	Single	N	No	No	40	20	50	50	10	13			3	1500	215	135	13.6	6.4	19	59
AOB409L	TO-263	Single	P	No	No	-60	20	-31.5	83.3	38	50			-2.4	2461	178	120	19.7	8.9	25.7	167
AOB411L	TO-263	Single	P	No	No	-60	20	-78	187	16.5	22			-2.5	5330	483	234	40	18	27	165
TOLLA																					
AOTL66515	***New***	**TOLLA**	**Single**	**N**	**No**	**No**	**150**	**20**	**200**	**428**	**3.9**			**3.0**	**16700**	**720**	**17**	**190†**	**15**	**84**	**1180**
AOTL66518		TOLLA	Single	N	No	No	150	20	214	500	4.3			3.7	6460	820	5	80†	15	86	920
AOTL66912		TOLLA	Single	N	No	No	100	20	380	500	1.7			3.5	12500	3190	55	155†	31	55	335
AOTL66810		TOLLA	Single	N	No	No	80	20	420	425	1.25			3.6	13000	3300	95	175	35	52	340
AOTL66608		TOLLA	Single	N	No	No	60	20	400	500	0.85			3.3	14200	4300	155	205†	50	50	265
AOTL66610		TOLLA	Single	N	No	No	60	20	350	272	1.2			3.6	7625	2145	68	103†	23	37	172
AOTL66401		TOLLA	Single	N	No	No	40	20	400	300	0.7	0.95		2.3	19180	3110	180	100	22	35	160
TSOP-6																					
AO6420		TSOP-6	Single	N	No	No	60	20	4.2	2	60	75		3	450	60	25	4.3	2.2	25.1	28.7
AOTS21311C		TSOP-6	Single	P	Yes		-30	20	-5.9	2.5	45	65		-2.2	720	80	70	6.5	2.5	10	13

1. Not recommended for new designs. Please contact your local sales office for a replacement part, if any.
2. On-resistance Static Source-Source, otherwise Static Drain-Source.

* $R_{DS(ON)}$ measured at V_{GS} other than 10V, 4.5V or 1.8V.
† Qg measured with V_{GS} = 10V. In all other cases V_{GS} = 4.5V.

αMOS5™ High Voltage Super Junction MOSFETs

Part Number		V_{DS} (V)	$R_{DS(ON)}$ (mΩ max) at V_{GS} = 10V	Package	Configuration	Polarity	ESD Diode	Schottky Diode	V_{GS} (±V)	I_D (A) 25°C	P_D (W) 25°C	V_{GS}(th) (max V)	Ciss (pF)	Coss (pF)	Crss (pF)	Qg (nC)	Qgd (nC)	Trr (ns)	Qrr (nC)
V_{DS} = 600V																			
AOK040A60		600	40	TO-247	Single	N	No	No	20	70	500	3.6	9320	220	5.0	175	55	525	15000
AOK042A60FD		600	42	TO-247	Single	N	No	No	20	70	500	4.2	9165	230	2.0	175	52	252	3000
AOK050V60A7	***New***	**600**	**50**	**TO-247**	**Single**	**N**	**No**	**No**	**20**	**50**	**357**	**4.1**	**3550**	**120**	**1.2**	**70**	**25**	**450**	**11000**
AOK065A60	***New***	**600**	**65**	**TO-247**	**Single**	**N**	**No**	**No**	**20**	**50**	**446**	**3.6**	**5960**	**160**	**1.4**	**106**	**32**	**470**	**14000**
AOB095A60L		600	95	TO-220	Single	N	No	No	20	38	378	—	4010	105	1.2	78	24	444	11500
AOK095A60		600	95	TO-247	Single	N	No	No	20	38	378	—	4010	105	1.2	78	24	444	11500
AOT095A60L		600	95	TO-220	Single	N	No	No	20	38	378	—	4010	105	1.2	78	24	444	11500
AOTF095A60L		600	95	TO-220	Single	N	No	No	20	38*	41	—	4010	105	1.2	78	24	444	11500
AOTL095A60	***New***	**600**	**95**	**TOLL**	**Single**	**N**	**No**	**No**	**20**	**35**	**310**	**3.6**	**4140**	**105**	**0.5**	**72**	**22**	**444**	**11500**
AOWF095A60		600	95	TO-262F	Single	N	No	No	20	38	34.5	—	4010	105	1.2	78	24	444	11500
AONV110A60	***New***	**600**	**110**	**DFN8x8**	**Single**	**N**	**No**	**No**	**20**	**35**	**357**	**3.6**	**4140**	**105**	**0.5**	**72**	**22**	**444**	**11500**
AOB125A60L		600	125	TO-263	Single	N	No	No	20	28	357	4.5	2993	85	0.8	39	9	375	8000
AOK125A60		600	125	TO-247	Single	N	No	No	20	28	367	4.5	2993	85	0.8	39	9	375	8000
AOT125A60L		600	125	TO-263	Single	N	No	No	20	28	357	4.5	2993	85	0.8	39	9	375	8000
AOTL125A60		600	125	TOLL	Single	N	No	No	20	28	312	—	2993	85	0.8	39	9	375	8000
AOTF125A60L		600	125	TO-220F	Single	N	No	No	20	28	36	4.5	2993	85	0.8	39	9	375	8000
AOW125A60		600	125	TO-262	Single	N	No	No	20	28	312.5	4.5	2993	85	0.8	39	9	375	8000
AONV140A60	**New**	**600**	**140**	**DFN8x8**	**Single**	**N**	**No**	**No**	**20**	**28**	**312**	**4.5**	**2995**	**85**	**0.8**	**44**	**9**	**375**	**8000**
AOB160A60L		600	160	TO-263	Single	N	No	No	20	24	250	—	2340	62	1.3	46	14	387	7300
AOK160A60		600	160	TO-247	Single	N	No	No	20	24	250	—	2340	62	1.3	46	14	387	7300
AOT160A60L		600	160	TO-220	Single	N	No	No	20	24	250	—	2340	62	1.3	46	14	387	7300
AOTF160A60L		600	160	TO-220F	Single	N	No	No	20	24*	34.7	—	2340	62	1.3	46	14	387	7300
AOB190A60CL		600	190	TO-263	Single	N	No	No	20	20	208	4.6	1935	55	1.25	34	8	341	6800
AOB190A60L		600	190	TO-263	Single	N	No	No	20	20	208	4.6	1935	55	1.25	34	8	341	6800
AOT190A60CL		600	190	TO-220	Single	N	No	No	20	20	208	4.6	1935	55	1.25	34	8	341	6800
AOT190A60L		600	190	TO-220	Single	N	No	No	20	20	208	4.6	1935	55	1.25	34	11	341	6800
AOTF190A60CL		600	190	TO-220F	Single	N	No	No	20	20*	32	4.6	1935	55	1.25	34	8	341	6800
AOTF190A60L		600	190	TO-220F	Single	N	No	No	20	20	32	4.4	1935	55	1.25	34	8.7	265	3600
AOWF160A60		600	190	TO-262F	Single	N	No	No	20	20	12	4.6	1935	55	1.25	34	8	341	6800
AOWF190A60C		600	190	TO-262F	Single	N	No	No	20	20*	27	4.6	1935	55	1.25	34	8	341	6800
AOWF190A60		600	190	TO-262F	Single	N	No	No	20	20*	27	—	1935	55	1.25	34	11	341	6800
AOB280A60L		600	280	TO-263	Single	N	No	No	20	14	156	—	1350	38	1	23.5	5.5	280	3800
AOD280A60		600	280	TO-252	Single	N	No	No	20	14	138	—	1350	38	1	23.5	5.5	280	3800
AOT280A60L		600	280	TO-220	Single	N	No	No	20	14	156	—	1350	38	1	23.5	5.5	280	3800
AOTF280A60L		600	280	TO-220F	Single	N	No	No	20	14*	156	—	1350	38	1	23.5	5.5	280	3800
AOWF280A60		600	280	TO-262F	Single	N	No	No	20	14	26.5	—	1350	38	1	23.5	5.5	280	3800
AONV310A60	***New***	**600**	**310**	**DFN8x8**	**Single**	**N**	**No**	**No**	**20**	**14**	**156**	**3.6**	**1350**	**38**	**1**	**20**	**4.5**	**280**	**3800**
AOB380A60CL		600	380	TO-263	Single	N	No	No	20	11	131	3.8	955	29	2.4	20	6.6	251	3100
AOD380A60C		600	380	TO-252	Single	N	No	No	20	11	125	3.8	955	29	2.4	20	6.6	251	3100
AOD380A60		600	380	TO-252	Single	N	No	No	20	11	125	3.2	955	29	2.4	20	6.6	251	3100
AOI380A60C		600	380	TO-251A	Single	N	No	No	20	11	125	3.8	955	29	2.4	20	6.6	251	3100
AOT380A60CL		600	380	TO-220	Single	N	No	No	20	11*	131	3.8	955	29	2.4	20	6.6	251	3100
AOT380A60L		600	380	TO-220	Single	N	No	No	20	11*	131	3.2	955	29	2.4	20	6.6	251	3100
AOTF380A60CL		600	380	TO-220F	Single	N	No	No	20	11*	27	3.8	955	29	2.4	20	6.6	251	3100

1. Not recommended for new designs. Please contact your local sales office for a replacement part, if any.
2. On-resistance Static Source-Source, otherwise Static Drain-Source.

* $R_{DS(ON)}$ measured at V_{GS} other than 10V, 4.5V or 1.8V.
† Qg measured with V_{GS} = 10V. In all other cases V_{GS} = 4.5V.

αMOS5™ High Voltage Super Junction MOSFETs *(Continued)*

Part Number	V_{DS} (V)	$R_{DS(ON)}$ (mΩ max) at V_{GS} = 10V	Package	Configuration	Polarity	ESD Diode	Schottky Diode	V_{GS} (±V)	I_D (A) 25°C	P_D (W) 25°C	V_{GS}(th) (max V)	Ciss (pF)	Coss (pF)	Crss (pF)	Qg (nC)	Qgd (nC)	Trr (ns)	Qrr (nC)
AOTF380A60L	600	380	TO-220F	Single	N	No	No	20	11*	27	3.2	955	29	2.4	20	6.6	251	3100
AOWF380A60C	600	380	TO-262F	Single	N	No	No	20	11	25	3.8	955	29	2.4	20	6.6	251	3100
AOD600A60	600	600	TO-252	Single	N	No	No	20	8	96	—	608	19	1.3	11.5	2.8	159	1200
AOI600A60	600	600	TO-251A	Single	N	No	No	20	8	96	—	608	19	1.3	11.5	2.8	159	1200
AOTF600A60L	600	600	TO-220F	Single	N	No	No	20	8	27.5	—	608	19	1.3	11.5	2.8	159	1200
AOWF600A60	600	600	TO-262F	Single	N	No	No	20	8	23	—	608	19	1.3	11.5	2.8	159	1200

1. Not recommended for new designs. Please contact your local sales office for a replacement part, if any.
2. On-resistance Static Source-Source, otherwise Static Drain-Source.

* $R_{DS(ON)}$ measured at V_{GS} other than 10V, 4.5V or 1.8V.
† Qg measured with V_{GS} = 10V. In all other cases V_{GS} = 4.5V.

αMOS5™ High Voltage Super Junction MOSFETs

Part Number		V_{DS} (V)	$R_{DS(ON)}$ (mΩ max) at V_{GS} = 10V	Package	Configuration	Polarity	ESD Diode	Schottky Diode	V_{GS} (±V)	I_D (A) 25°C	P_D (W) 25°C	V_{GS}(th) (max V)	Ciss (pF)	Coss (pF)	Crss (pF)	Qg (nC)	Qgd (nC)	Trr (ns)	Qrr (nC)
V_{DS} = 700V																			
AOB360A70L		700	360	TO-263	Single	N	No	No	20	12	156	—	1360	34	1.7	22.5	6.3	310	4800
AOD360A70		700	360	TO-252	Single	N	No	No	20	12	138	—	1360	34	1.7	22.5	6.3	310	4800
AOI360A70		700	360	TO-251A	Single	N	No	No	20	12	138	—	1360	34	1.7	22.5	6.3	310	4800
AOT360A70L		700	360	TO-220	Single	N	No	No	20	12	156	—	1360	34	1.7	22.5	6.3	310	4800
AOTF360A70L		700	360	TO-220F	Single	N	No	No	20	12	29.5	—	1360	34	1.7	22.5	6.3	310	4800
AOWF360A70		700	360	TO-262F	Single	N	No	No	20	12	29.5	—	1360	34	1.7	22.5	6.3	310	4800
AONS420A70	***New***	**700**	**420**	**DFN5x6F**	**Single**	**N**	**No**	**No**	**20**	**12**	**183**	**4.6**	**1360**	**34**	**1.7**	**21.5**	**6.0**	**310**	**4800**
AONV420A70		700	420	DFN8x8	Single	N	No	No	20	12	156	4.6	1360	34	1.7	21.5	6.0	310	4800
AOB450A70L		700	450	TO-263	Single	N	No	No	20	11	138	3.6	1115	30	2.0	20	5.2	275	3500
AOD450A70		700	450	TO-252	Single	N	No	No	20	11	125	3.6	1115	30	2.0	20	5.2	275	3500
AOI450A70		700	450	TO-251A	Single	N	No	No	20	11	125	3.6	1115	30	2.0	20	5.2	275	3500
AOT450A70L		700	450	TO-220	Single	N	No	No	20	11	138	3.6	1115	30	2.0	20	5.2	275	3500
AOTF450A70L		700	450	TO-220F	Single	N	No	No	20	11	27	3.6	1115	30	2.0	20	5.2	275	3500
AOWF450A70		700	450	TO-262F	Single	N	No	No	20	11	26	3.6	1115	30	2.0	20	5.2	275	3500
AONS520A70	***New***	**700**	**520**	**DFN5x6F**	**Single**	**N**	**No**	**No**	**20**	**11**	**166**	**3.6**	**1115**	**30**	**2.0**	**16.5**	**4.2**	**275**	**3500**
AOB600A70L		700	600	TO-263	Single	N	No	No	20	8.5	104	—	870	23	1.3	15.5	4.3	245	3000
AOB600A70FL		700	600	TO-263	Single	N	No	No	20	8.5	104	—	900	23	1.4	14.5	2.6	260	3500
AOD600A70		700	600	TO-252	Single	N	No	No	20	8.5	104	—	870	23	1.3	15.5	4.3	245	3000
AOD600A70R		700	600	TO-252	Single	N	No	No	20	8.5	104	—	950	25	1.5	15.5	2.7	250	3500
AOI600A70		700	600	TO-251A	Single	N	No	No	20	8.5	104	—	870	23	1.3	15.5	4.3	245	3000
AOI600A70R		700	600	TO-252	Single	N	No	No	20	8.5	104	—	950	25	1.5	15.5	2.7	250	3500
AOT600A70L		700	600	TO-220	Single	N	No	No	20	8.5	104	—	870	23	1.3	15.5	4.3	245	3000
AOT600A70FL		700	600	TO-220	Single	N	No	No	20	8.5	104	—	900	23	1.4	14.5	2.6	260	3500
AOTF600A70FL		700	600	TO-220F	Single	N	No	No	20	8.5	26	—	900	23	1.4	14.5	2.6	260	3500
AOWF600A70		700	600	TO-220F	Single	N	No	No	20	8.5	25	—	870	23	1.3	15.5	4.3	245	3000
AOWF600A70F		700	600	TO-220F	Single	N	No	No	20	8.5	25	—	900	23	1.4	14.5	2.6	260	3500
AOB780A70L		700	780	TO-263	Single	N	No	No	20	7	89	4.1	675	18	1.8	11.5	2.8	230	2500
AOD780A70		700	780	TO-252	Single	N	No	No	20	7	83	4.1	675	18	1.8	11.5	2.8	230	2500
AOT780A70L		700	780	TO-220	Single	N	No	No	20	7	89	4.1	675	18	1.8	11.5	2.8	230	2500
AOTF780A70L		700	780	TO-220F	Single	N	No	No	20	7	25	4.1	675	18	1.8	11.5	2.8	230	2500
AOWF780A70		700	780	TO-262F	Single	N	No	No	20	7	23	4.1	675	18	1.8	11.5	2.8	230	2500
AONS850A70		700	850	DFN5X6	Single	N	No	No	20	7.6	113	4.1	675	18	1.8	11.5	2.8	230	2500
AOD950A70		700	950	TO-252	Single	N	No	No	20	5	56.5	4.1	461	15	1.4	10	2.8	200	2000
AOI950A70		700	950	TO-251A	Single	N	No	No	20	5	56.5	4.1	461	15	1.4	10	2.8	200	2000
AOD1R4A70		700	1400	TO-252	Single	N	No	No	20	3.8	32	4.1	354	12	1.3	8	2	176	1400
AOI1R4A70		700	1400	TO-251A	Single	N	No	No	20	3.8	48	4.1	354	12	1.3	8	2	176	1400

1. Not recommended for new designs. Please contact your local sales office for a replacement part, if any.
2. On-resistance Static Source-Source, otherwise Static Drain-Source.

* $R_{DS(ON)}$ measured at V_{GS} other than 10V, 4.5V or 1.8V.
† Qg measured with V_{GS} = 10V. In all other cases V_{GS} = 4.5V.

Intelligent Power Modules (IPMs)

Part Number		Package	Description	Input Logic	Rated Voltage (V)	$R_{DS(ON)}$ (Ω)	Related Current (A)	Emiiter Configuration	Pin Length
IPM-3									
AIP3D05A060Q4		IPM-3	3-Phase ESD IGBT IPM	Active High	600	—	5	Separated	Long
AIP3D05A060Q4N		IPM-3	3-Phase ESD IGBT IPM	Active High	600	—	5	Separated	Normal
AIP3D10A060Q4		IPM-3	3-Phase ESD IGBT IPM	Active High	600	—	10	Separated	Long
AIP3D10A060Q4N		IPM-3	3-Phase ESD IGBT IPM	Active High	600	—	10	Separated	Normal
AIP3D15A060Q4		IPM-3	3-Phase ESD IGBT IPM	Active High	600	—	15	Separated	Long
AIP3D15A060Q4N		IPM-3A	3-Phase ESD IGBT IPM	Active High	600	—	15	Separated	Normal
AIP3D15A060Q4T		IPM-3E	3-Phase ESD IGBT IPM	Active High	600	—	15	Separated	Long with Stopper
AIP3D15A060Q6		IPM-3	3-Phase ESD IGBT IPM	Active High	600	—	15	Separated	Long
AIP3D15A060Q6N		IPM-3A	3-Phase ESD IGBT IPM	Active High	600	—	15	Separated	Normal
AIP3D10A060Q6		IPM-3	3-Phase ESD IGBT IPM	Active High	600	—	10	Separated	Long
AIP3D10A060Q6N		IPM-3A	3-Phase ESD IGBT IPM	Active High	600	—	10	Separated	Normal
AIP3N15A060Q4	***New***	**IPM-3**	**3-phase ESD-IGBT IPM with NTC**	**Active High**	**600**	**—**	**15**	**Separated**	**Long**
AIP3N15A060Q4N	***New***	**IPM-3**	**3-phase ESD-IGBT IPM with NTC**	**Active High**	**600**	**—**	**15**	**Separated**	**Normal**
IPM-5									
AIM5C05B060N1		IPM-5	3-Phase IGBT IPM	Active High	600	—	5	Common	Normal
AIM5D05B060N1		IPM-5	3-Phase IGBT IPM	Active High	600	—	5	Separated	Normal
AIM5D05K060M2		IPM-5	3-Phase ESD IGBT IPM	Active High	600	—	5	Separated	Normal
AIM5D05K060M2S		IPM-5A	3-Phase ESD IGBT IPM	Active High	600	—	5	Separated	Short
AIM5D05L060Q4		IPM-5	3-Phase ESD IGBT IPM, Low EMI	Active High	600	—	5	Separated	Normal
AIM5D05L060Q4S		IPM-5A	3-Phase ESD IGBT IPM, Low EMI	Active High	600	—	5	Separated	Short
AIM5D10L060Q4		IPM-5	3-Phase ESD IGBT IPM, Low EMI	Active High	600	—	10	Separated	Normal
AIM5D10L060Q4S		IPM-5A	3-Phase ESD IGBT IPM, Low EMI	Active High	600	—	10	Separated	Short
AIM5D10B060M1		IPM-5	3-Phase IGBT IPM	Active High	600	—	10	Separated	Normal
AIP5D10K060Q1		IPM-5	3-Phase IGBT IPM	Active High	600	—	10	Separated	Normal
AIP5D10K060Q1S		IPM-5A	3-Phase IGBT IPM	Active High	600	—	10	Separated	Short
AIP5D05K060Q4		IPM-5	3-Phase ESD IGBT IPM	Active High	600	—	5	Separated	Normal
AIP5D05K060Q4S		IPM-5A	3-Phase ESD IGBT IPM	Active High	600	—	5	Separated	Short
AIP5D10K060Q4		IPM-5	3-Phase ESD IGBT IPM	Active High	600	—	10	Separated	Normal
AIP5D10K060Q4S		IPM-5A	3-Phase ESD IGBT IPM	Active High	600	—	10	Separated	Short
AIP5D10K060Q4U		IPM-5C	3-Phase ESD IGBT IPM	Active High	600	—	10	Separated	Ultra Short
AIP5D15K060Q4		IPM-5	3-Phase ESD IGBT IPM	Active High	600	—	15	Separated	Normal
AIP5D15K060Q4S		IPM-5A	3-Phase ESD IGBT IPM	Active High	600	—	15	Separated	Short
AIP5N15K060Q4	***New***	**IPM-5**	**3-phase ESD-IGBT IPM with NTC**	**Active High**	**600**	**—**	**15**	**Separated**	**Normal**
AIP5N15K060Q4S	***New***	**IPM-5**	**3-phase ESD-IGBT IPM with NTC**	**Active High**	**600**	**—**	**15**	**Separated**	**Short**
IPM-7									
AIM702H50B		IPM-7	3-Phase MOSFET IPM	Active High	500	4.0	—	Common	Normal
AIM702S60C1		IPM-7	3-Phase MOSFET IPM	Active High	600	4.2	—	Common	Normal
AIM703S60C1	***New***	**IPM-7**	**3-Phase MOSFET IPM**	**Active High**	**600**	**3.0**	**—**	**Common**	**Normal**
AIM704H50B		IPM-7	3-Phase MOSFET IPM	Active High	500	2.4	—	Common	Normal

6-Channel High Voltage ICs (HVICs)

Part Number	Package	Input Logic	Output Current (mA) I_O+	(mA) I_O-	V_{CC} UVLO Typ. (V) Set	Reset	V_{BD} UVLO Typ. (V) Set	Reset
SOP								
AGD8136A	SOP-28L	Active Low	200	350	8.2	8.9	8.2	8.9
AGD8156A	SOP-28L	Active High	200	350	8.2	8.9	8.2	8.9
AGD8236A	SOP-28L	Active Low	200	350	11.4	11.9	10	11
AGD8256A	SOP-28L	Active High	200	350	11.4	11.9	10	11
AGD8252B1	SOP-8L	Active High	200	350	11.4	11.9	10	11
AGD8252B2	SOP-8L	Active High	200	350	11.4	11.9	10	11

Insulated-Gate Bipolar Transistors (IGBTs) — Single

Part Number	Package	Configuration	V_{CE} (max) (V)	I_C (max) (A) 25°C	100°C	$V_{CE(sat)}$ (typ) (V)	E_{ON} (typ) (mJ)	E_{OFF} (typ) (mJ)	Qg (typ) (nC)
TO-247									
AOKS30B60D1	TO-247	IGBT	600	60	30	2	1.1	0.24	34
AOKS40B65H2AL	TO-247	IGBT	650	80	40	2.05	1.17	0.54	61
AOKS40B60D1	TO-247	IGBT	600	80	40	1.85	1.55	0.3	45

Insulated-Gate Bipolar Transistors (IGBTs) — Co-Pack

Part Number	Package	Configuration	V_{CE} (max) (V)	I_C (max) (A) 25°C	100°C	$V_{CE(sat)}$ (typ) (V)	E_{ON} (typ) (mJ)	E_{OFF} (typ) (mJ)	Qg (typ) (nC)	V_F (typ) (V)	Qrr (typ) (µC)	Irm (typ) (A)
TO-220												
AOT5B65M1	TO-220	IGBT with Anti-Parallel Diode	650	10	5	1.57	0.08	0.07	14	1.8	0.24	2.78
AOT10B65M1	TO-220	IGBT with Anti-Parallel Diode	650	10	10	1.6	0.18	0.13	24	1.9	0.4	3.8
AOT10B65M2	TO-220	IGBT with Anti-Parallel Diode	650	10	10	1.6	0.18	0.13	24	1.6	0.45	4
AOT15B65M1	TO-220	IGBT with Anti-Parallel Diode	650	30	15	1.7	0.29	0.2	32	1.77	0.7	4.7
AOT15B65M3	TO-220	IGBT with Anti-Parallel Diode	650	30	15	1.95	0.28	0.19	25.4	1.9	0.4	3.8
AOT20B65M1	TO-220	IGBT with Anti-Parallel Diode	650	40	20	1.7	0.47	0.27	46	1.66	0.8	5.2
AOT5B60D	TO-220	IGBT with Anti-Parallel Diode	600	10	5	1.55	0.14	0.04	9.4	1.46	0.23	4.4
AOT10B60D	TO-220	IGBT with Anti-Parallel Diode	600	20	10	1.53	0.26	0.07	17.4	1.52	0.25	5
AOT15B60D	TO-220	IGBT with Anti-Parallel Diode	600	30	15	1.6	0.42	0.11	25.4	1.43	0.48	5.8
TO-220F												
AOTF5B60D	TO-220F	IGBT with Anti-Parallel Diode	600	10	5	1.55	0.14	0.04	9.4	1.46	0.23	4.4
AOTF5B65M1	TO-220F	IGBT with Anti-Parallel Diode	650	10	5	1.57	0.08	0.07	14	1.8	0.24	2.78
AOTF5B65M2	TO-220F	IGBT with Anti-Parallel Diode	650	10	5	1.57	0.08	0.07	14	1.48	0.27	3.5
AOTF10B60D	TO-220F	IGBT with Anti-Parallel Diode	600	20	10	1.53	0.26	0.07	17.4	1.52	0.25	5
AOTF10B60D2	TO-220F	IGBT with Anti-Parallel Diode	600	23	10	1.55	0.14	0.04	9.4	1.46	0.23	4.4
AOTF10B65M1	TO-220F	IGBT with Anti-Parallel Diode	650	20	10	1.6	0.18	0.13	24	1.9	0.4	3.8
AOTF10B65M2	TO-220F	IGBT with Anti-Parallel Diode	650	20	10	1.6	0.18	0.13	24	1.6	0.5	4
AOTF15B60D	TO-220F	IGBT with Anti-Parallel Diode	600	30	15	1.6	0.42	0.11	25.4	1.43	0.48	5.8
AOTF15B60D2	TO-220F	IGBT with Anti-Parallel Diode	600	23	15	1.53	0.26	0.07	17.4	1.52	0.25	5
AOTF15B65M1	TO-220F	IGBT with Anti-Parallel Diode	650	30	15	1.7	0.29	0.2	32	1.77	0.7	4.7
AOTF15B65M2	TO-220F	IGBT with Anti-Parallel Diode	650	30	15	1.7	0.29	0.2	32	1.5	0.7	5.4
AOTF15B65M3	TO-220F	IGBT with Anti-Parallel Diode	650	30	15	1.95	0.28	0.19	25.4	1.9	0.4	3.8
AOTF15B65MQ1	TO-220F	IGBT with Anti-Parallel Diode	650	30	15	1.7	0.29	0.2	32	1.65	0.24	3.9

1. Not recommended for new designs. Please contact your local sales office for a replacement part, if any.
2. On-resistance Static Source-Source, otherwise Static Drain-Source.

Insulated-Gate Bipolar Transistors (IGBTs) — Co-Pack *(Continued)*

Part Number	Package	Configuration	V_{CE} (max) (V)	I_C (max) (A)		$V_{CE(sat)}$ (typ) (V)	E_{ON} (typ) (mJ)	E_{OFF} (typ) (mJ)	Qg (typ) (nC)	V_F (typ) (V)	Qrr (typ) (µC)	Irm (typ) (A)
AOTF20B65LN2	TO-220F	IGBT with Anti-Parallel Diode	650	40	20	1.54	0.45	0.26	14	1.6	0.6	5.4
AOTF20B65M1	TO-220F	IGBT with Anti-Parallel Diode	650	40	20	1.7	0.47	0.27	46	1.66	0.8	5.2
AOTF20B65M2	TO-220F	IGBT with Anti-Parallel Diode	650	40	20	1.7	0.58	0.28	46	1.56	0.8	5.6
TO-247												
AOGF60B65H2AL	TO-247	IGBT with Anti-Parallel Diode	650	120	60	1.95	2.36	1.17	84	1.88	0.8	6
AOK20B135D1[1]	TO-247	IGBT with Anti-Parallel Diode	1350	40	20	1.57	—	1.05	66	1.46	—	—
AOK20B135E1[1]	TO-247	IGBT with Anti-Parallel Diode	1350	40	20	1.8	—	0.8	58	1.6	—	—
AOK30B135W1	TO-247	IGBT with Anti-Parallel Diode	1350	60	30	1.8	—	1.47	62	1.6	—	—
AOK20B120E1[1]	TO-247	IGBT with Anti-Parallel Diode	1200	40	20	1.68	—	0.83	60.5	1.6	—	—
AOK20B120E2[1]	TO-247	IGBT with Anti-Parallel Diode	1200	40	20	1.75	—	0.82	53.5	1.6	—	—
AOK20B120D1[1]	TO-247	IGBT with Anti-Parallel Diode	1200	40	20	1.54	—	0.94	67.5	1.33	—	—
AOK30B120D2	TO-247	IGBT with Anti-Parallel Diode	1200	60	30	1.77	—	1.28	67	1.5	—	—
AOK40B120H1	TO-247	IGBT with Anti-Parallel Diode	1200	80	40	1.8	2.45	1.24	128	2.8	1.1	6.5
AOK40B120N1	TO-247	IGBT with Anti-Parallel Diode	1200	80	40	1.97	3.4	1.4	100	1.53	3	18.5
AOK40B120P1	TO-247	IGBT with Anti-Parallel Diode	1200	80	40	1.83	2.5	1.3	202	1.73	1.8	17
AOK20B65M1[1]	TO-247	IGBT with Anti-Parallel Diode	650	40	20	1.7	0.47	0.27	46	1.66	1.6	7.1
AOK20B65M2	TO-247	IGBT with Anti-Parallel Diode	650	40	20	1.7	0.58	0.28	46	1.56	0.8	5.6
AOK30B65M2	TO-247	IGBT with Anti-Parallel Diode	650	60	30	1.66	1.02	0.41	63	1.56	1.2	7.4
AOK40B65H1	TO-247	IGBT with Anti-Parallel Diode	650	80	40	1.9	1.27	0.46	63	2.22	1	6.2
AOK40B65H2AL	TO-247	IGBT with Anti-Parallel Diode	650	80	40	2.05	1.17	0.54	61	2.12	0.7	4.7
AOK40B65HQ1	TO-247	IGBT with Anti-Parallel Diode	650	80	40	2.05	1.19	0.38	61	1.8	0.41	5.08
AOK40B65HQ2	TO-247	IGBT with Anti-Parallel Diode	650	80	40	2.05	1.19	0.38	61	1.86	0.48	5.69
AOK40B65HQ3	TO-247	IGBT with Anti-Parallel Diode	650	80	40	2.05	1.19	0.8	61	1.65	0.24	3.7
AOK40B65M3	TO-247	IGBT with Anti-Parallel Diode	650	80	40	1.95	1.3	0.5	59	2.22	1	6
AOK50B65H1	TO-247	IGBT with Anti-Parallel Diode	650	100	50	1.9	1.92	0.85	76	2.25	0.9	6.3
AOK50B65M2	TO-247	IGBT with Anti-Parallel Diode	650	80	40	1.95	1.3	0.5	59	2.22	1	6
AOK60B65H1	TO-247	IGBT with Anti-Parallel Diode	650	120	60	1.88	2.42	1.17	90	2.08	1.2	7.8
AOK60B65H2AL	TO-247	IGBT with Anti-Parallel Diode	650	120	60	1.95	2.36	1.17	84	1.88		6
AOK60B65HQ3	TO-247	IGBT with Anti-Parallel Diode	650	120	60	1.95	2.21	1.2	84	1.65	0.24	3.7
AOK60B65M3	TO-247	IGBT with Anti-Parallel Diode	650	120	60	1.94	2.6	1.3	106	1.91	1.3	7.5
AOK75B65H1	TO-247	IGBT with Anti-Parallel Diode	650	150	75	1.85	3.77	2.04	109	2.15	1.2	7.9
AOK10B60D[1]	TO-247	IGBT with Anti-Parallel Diode	600	20	10	1.53	0.32	0.07	17.4	1.52	0.25	5
AOK15B60D[1]	TO-247	IGBT with Anti-Parallel Diode	600	30	15	1.6	0.51	0.11	25.4	1.43	0.48	5.8
AOK20B60D1	TO-247	IGBT with Anti-Parallel Diode	600	40	20	1.85	0.76	0.18	24.6	1.35	0.43	6.5
AOK30B60D	TO-247	IGBT with Anti-Parallel Diode	600	60	30	1.6	1.18	0.2	47	1.34	0.8	9.5
AOK30B60D1	TO-247	IGBT with Anti-Parallel Diode	600	60	30	1.85	1.1	0.24	34	1.47	0.50	7
AOK40B60D	TO-247	IGBT with Anti-Parallel Diode	600	80	40	1.6	1.72	0.3	63.5	1.36	0.86	10
AOK40B60D1	TO-247	IGBT with Anti-Parallel Diode	600	80	40	1.85	1.55	0.3	45	1.42	0.63	8
AOK50B60D1	TO-247	IGBT with Anti-Parallel Diode	600	100	50	1.85	2.37	0.5	64	1.4	0.77	9
AOK60B60D1	TO-247	IGBT with Anti-Parallel Diode	600	120	60	1.85	3.1	0.73	75	1.34	0.84	10
AOK75B60D1	TO-247	IGBT with Anti-Parallel Diode	600	150	75	1.72	3.7	1.3	118	1.44	0.9	10

1. Not recommended for new designs. Please contact your local sales office for a replacement part, if any.
2. On-resistance Static Source-Source, otherwise Static Drain-Source.

Insulated-Gate Bipolar Transistors (IGBTs) — Co-Pack *(Continued)*

Part Number		Package	Configuration	V_{CE} (max) (V)	I_C (max) (A)		$V_{CE(sat)}$ (typ) (V)	E_{ON} (typ) (mJ)	E_{OFF} (typ) (mJ)	Qg (typ) (nC)	V_F (typ) (V)	Qrr (typ) (µC)	Irm (typ) (A)
TO-252													
AOD5B65M1		TO-252	IGBT with Anti-Parallel Diode	650	10	5	1.57	0.08	0.07	14	1.8	0.24	2.78
AOD5B65M1H		TO-252	IGBT with Anti-Parallel Diode	650	10	5	1.57	0.08	0.07	14	1.8	0.24	2.78
AOD5B65MQ1E		TO-252	IGBT with Anti-Parallel Diode	650	10	5	2.15	0.09	0.06	8.8	2.06	0.11	2.46
AOD5B65N1		TO-252	IGBT with Anti-Parallel Diode	650	10	5	2.5	0.081	0.049	9.2	2.13	0.19	2.5
AOD5B60D		TO-252	IGBT with Anti-Parallel Diode	600	10	5	1.6	0.14	0.04	9.4	1.46	0.23	4.4
AOD6B60M1		TO-252	IGBT with Anti-Parallel Diode	600	12	6	1.7	0.12	0.09	14	1.45	0.15	3.5
AOD7B65M3		TO-252	IGBT with Anti-Parallel Diode	650	14	7	1.87	0.108	0.099	14	2.6	0.29	3
AOD8B65MQ1		TO-252	IGBT with Anti-Parallel Diode	650	16	8	1.8	0.16	0.11	22	1.52	0.2	3.49
TO-263													
AOB5B65M1		TO-263	IGBT with Anti-Parallel Diode	650	10	5	1.57	0.08	0.07	14	1.8	0.24	2.78
AOB10B65M1		TO-263	IGBT with Anti-Parallel Diode	650	20	10	1.6	0.18	0.13	24	1.9	0.4	3.8
AOB15B65M1		TO-263	IGBT with Anti-Parallel Diode	650	30	15	1.7	0.29	0.2	32	1.77	0.7	4.7
AOB5B60D		TO-263	IGBT with Anti-Parallel Diode	600	10	5	1.55	0.18	0.09	9.4	1.46	0.23	4.4
AOB10B60D		TO-263	IGBT with Anti-Parallel Diode	600	20	10	1.6	0.26	0.07	17.4	1.52	0.25	5
AOB15B60D		TO-263	IGBT with Anti-Parallel Diode	600	30	15	1.6	0.42	0.11	25.4	1.43	0.48	5.8
AOB20B65M1		TO-263	IGBT with Anti-Parallel Diode	650	40	20	1.7	0.47	0.27	46	1.66	0.8	5.2
AOB30B65LN2V	***New***	**TO-263**	**IGBT Discrete**	**650**	**60**	**30**	**1.86**	**0.88**	**0.35**	**52**	**1.27-1.3**	**2.28**	**10.5**

Insulated-Gate Bipolar Transistors (IGBTs) — Fast Recovery Diodes (FRD)

Part Number		Package	Configuration	V_{BR} (V)	V_F (typ) (V)	I_F (25°C) (A)	I_{FM} (A)	Q_{RR} (typ) (µC)	I_{rm}(typ) (A)	t_{rr} (ns)	T_J (°C)
TO-3PF											
AOGF20D65L1L	**New**	**TO-3PF**	**Fast Recovery Diodes (FRD)**	**650**	**1.54**	**20**	**60**	**0.34**	**5.6**	**104**	**175**
AOGF30D65L1L	**New**	**TO-3PF**	**Fast Recovery Diodes (FRD)**	**650**	**1.48**	**30**	**90**	**0.54**	**7.6**	**125**	**175**
AOGF40D65L1L	**New**	**TO-3PF**	**Fast Recovery Diodes (FRD)**	**650**	**1.50**	**40**	**120**	**0.58**	**8**	**126**	**175**

Package Type

AOS delivers advanced package technologies that meet the ever-increasing performance and power-efficiency requirements of our customers. We offer a range of package options to support a wide spectrum of end-applications, from handheld, to computing, to consumer, and high-power industrial applications.

AlphaDFN™ (0.925x0.525)
AlphaDFN (0.97x0.97)
AlphaDFN (1.2x1.2)
AlphaDFN (1.5x1.5)
AlphaDFN (1.57x1.57)

AlphaDFN™ (1.7x1.7)
AlphaDFN (1.79x1.18)
AlphaDFN (1.79x1.47)
AlphaDFN (1.79x1.79)
AlphaDFN (1.84x1.96)
AlphaDFN (1.9x1.6)

AlphaDFN™ (2.7x1.8)
AlphaDFN (2.98x1.49)
AlphaDFN (3.01x1.52)

AlphaDFN™ (3.4x1.96)
AlphaDFN (3.55x1.77)
AlphaDFN (4.01x1.96)

WLCSP (0.6 x0.3)
WLCSP (0.43x0.23)
WLCSP (1.57x1.57)
WLCSP (1.6x1.6)
WLCSP (1.8x1.31)

DFN (0.6x0.3)
DFN (0.62x0.32)
DFN (1.0x0.6)

DFN (1.3x0.8)

DFN (1.2x1.0)
DFN (1.45x1.0)
DFN (1.6x1.0)

DFN (1.2x1.6)
DFN (1.8x1.2)

DFN (1.6x1.6)

DFN (2x1.0)
DFN (2x1.25)

DFN (2x2)

DFN (2x4)

DFN (2.5x1.0)

DFN (2.5x1.2)

DFN (2.6x2.6)

DFN (2x5)

DFN (3x1.35)

(DFN 3x2)

DFN 3x3

DFN (3.3x1.3)

DFN (3.3x3.3)

DFN (3.5x1.2)
DFN (3.5x5.2)

DFN (3.5x2.5)

DFN (4x1.6)
DFN (4.1x2.0)

DFN (4x3)

DFN (4x4)

DFN (5x4)


DFN (5x6)

DFN (5x6)


DFN (8x6)

DFN (8x8)

DFN (9.5x5.5)

DO-214A
DO-214B

DO-214C

NOTE: Images are not to scale


IPM3
(38x24)


IPM5
(33.4x16)

IPM7
(18x7.5)

MSOP-8 (3x4.9)
MSOP-8 Exposed Pad

MSOP-10 (3x4.4.9)

QFN (1.8x2.6)

QFN (2.1x1.6)

QFN (3x3)

QFN (3.5x4.5)
QFN (3.5x5)

QFN (4x4)

QFN (5x5)

QFN (6x4)

QFN (6x6)

SC-70 (2.1x1.3)

SC-89 (1.6x1.2)


SO-7 (4.9x3.9)
SO-8 (4.9x6)
SO-8 Exposed Pad


Ultra SO-8 (5.11x5.0)

SO-13 (9.8x3.9)
SO-16 (10x6.2)
SO-20 (12.8x10.6)

SOP-28 (18x7.5)

SOT-23 (2.9x1.6)
SOT23A (2.9x1.3)

SOT-143 (2.8x1.2)


SOT-223 (6.5x3.4)

TOLLA (9.8x11.68)

TSOP-6 (2.9x1.6)

TSOT23-6 (2.9x1.5)

TSSOP-8 (3x4.4)


TO-220 (10.03x15.44)
(28.26 w/leads)


TO-220F (10.16x15.87)
(28.86 w/leads)


TO-247 (15.8x21)
(40.92 w/leads)

TO-251 (6.5x5.55)
(14.75 w/leads)


TO-251A/B (6.6x6.1)
(9.73 w/leads for A)
(10.48 w/leads for B)

DPAK (TO-252)
6.6x6.1
(10.03 w/leads)


I²PAK (TO-262)
10.15x8.78
(22.45 w/leads)


I²PAK (TO-262F)
10.15x8.78
(22.45 w/leads)

D²PAK (TO-263)
9.14x10.03
(15.24 w/leads)

NOTE: Images are not to scale

Products Not Recommended for New Designs

αMOS1 High Voltage MOSFETs[1]

Part Number	Package	Configuration	Polarity	ESD Diode	Schottky Diode	V_{DS} (V)	V_{GS} (±V)	I_D (A) 25°C	P_D (W) 25°C	$R_{DS(ON)}$ (mΩ max) at V_{GS} = 10V	4.5V	2.5V	1.8V	VGS(th) (max V)	Ciss (pF)	Coss (pF)	Crss (pF)	Qg (nC)	Qgd (nC)	Trr (ns)	Qrr (nC)
DFN 8x8																					
AOV11S60	DFN8x8	Single	N	No	No	600	30	8	156	500				4.1	545	37.3	1.42	11†	3.8	250	3300
AOV15S60	DFN8x8	Single	N	No	No	600	30	12	208	360				3.8	717	58	1.3	15.6†	6	282	4500
AOV20S60	DFN8x8	Single	N	No	No	600	30	18	276	250				4.1	1038	68	2.1	20†	7.6	350	5700
SOT-23A																					
AO3160E	SOT-23A-3	Single	N	Yes	No	600	20	0.04	1.39	500000	600000			3.2	9.5	1.7	0.6	0.9	0.49	105	9.5
TO-220																					
AOT15S60L	TO-220	Single	N	No	No	600	30	15	208	290				3.8	717	58	1.3	15.6†	6	282	4500
AOT4S60	TO-220	Single	N	No	No	600	30	4	83	900				4.1	263	21	0.75	6†	1.8	177	1500
AOT7S60	TO-220	Single	N	No	No	600	30	7	104	600				3.9	372	28	1.2	8.2†	2.8	198	2400
AOT11S65	TO-220	Single	N	No	No	650	30	11	198	399				4	646	42	1.1	13.2†	4.3	278	4200
AOT25S65	TO-220	Single	N	No	No	650	30	25	357	190				4	1278	87	1.4	26.4†	9.5	408	8270
TO-220F																					
AOTF29S50	TO-220F	Single	N	No	No	500	30	29	50	150				3.9	1312	88	2.5	26.6†	9.2	387	7300
AOTF11N60/L	TO-220F	Single	N	No	No	600	30	11	50	650				4.5	1656	146	11.2	30.6†	9.6	500	5900
AOTF15S60/L	TO-220F	Single	N	No	No	600	30	15	27.8	290				3.8	717	58	1.3	15.6†	6	282	4500
AOTF20S60/L	TO-220F	Single	N	No	No	600	30	20	50	1990				2.8	1038	68	2.1	19.8	7.6	350	5700
AOTF27S60/L	TO-220F	Single	N	No	No	600	30	27	50	160				4	1294	80	2.3	26	8.8	440	7500
AOTF42S60	TO-220F	Single	N	No	No	600	30	39	50	99				3.8	2154	135	2.7	40†	11.9	473	10500
AOTF42S60L	TO-220F	Single	N	No	No	600	30	39	37.9	99				3.8	2154	135	2.7	40†	11.9	473	10500
AOTF4N60/L	TO-220F	Single	N	No	No	600	30	4	35	2200				4.5	511	51	4.4	15	7.6	212	1600
AOTF4S60	TO-220F	Single	N	No	No	600	30	4	83	900				4.1	263	21	0.75	6†	1.8	177	1500
AOTF7S60	TO-220F	Single	N	No	No	600	30	7	34	600				3.9	372	28	1.2	8.2†	2.8	198	2400
AOTF8N80/L	TO-220F	Single	N	No	No	800	30	7.4	50	1630				4.5	1375	101	11	26	9.1	484	6000
AOTF11S65	TO-220F	Single	N	No	No	650	30	11	39	399				4	646	42	1.1	13.2†	4.3	278	4200
AOTF15S65/L	TO-220F	Single	N	No	No	650	30	15	50	290				4	841	58	1.1	17.2†	5.3	320	5500
AOTF25S65	TO-220F	Single	N	No	No	650	30	25	50	190				4	1278	87	1.4	26.4†	9.5	408	8270
AOTF7S65/L	TO-220F	Single	N	No	No	650	30	7	25	650				4	434	30	17.5	9.2†	2.7	224	2800
TO-247																					
AOK29S50	TO-247	Single	N	No	No	500	30	29	357	150				3.9	1312	88	2.5	26.6†	9.2	387	7300
AOK53S60	TO-247	Single	N	No	No	600	30	53	520	70				3.8	3034	222	3	59†	19	664	14000
AOK20N60L	TO-247	Single	N	No	No	600	30	20	417	370				4.5	3061	273	22.8	61	24	480	10.5
AOK20S60L	TO-247	Single	N	No	No	600	30	20	266	199				4.1	1038	68	2.1	19.8	7.6	380	5.7
AOK27S60L	TO-247	Single	N	No	No	600	30	27	357	160				4	1294	80	2.3	26	6.2	440	7.5
AOK42S60L	TO-247	Single	N	No	No	600	30	39	417	99				3.8	2154	135	2.7	40	11.9	473	10.5
TO-251																					
AOU4S60	TO-251	Single	N	No	No	600	30	4	56.8	900				4.1	263	21	0.75	6†	1.8	177	1500
TO-251A																					
AOI11S60	TO-251A	Single	N	No	No	600	30	11	208	399				4.1	545	37.3	1.42	11†	3.8	250	3300
AOI4S60	TO-251A	Single	N	No	No	600	30	4	56.8	900				4.1	263	21	0.75	6†	1.8	177	1500
AOI7S65	TO-251A	Single	N	No	No	650	30	7	89	650				4	434	30	17.5	9.2†	2.7	224	2800

1. Not recommended for new designs. Please contact your local sales office for a replacement part, if any.
2. On-resistance Static Source-Source, otherwise Static Drain-Source.

* $R_{DS(ON)}$ measured at V_{GS} other than 10V, 4.5V or 1.8V.
† Qg measured with V_{GS} = 10V. In all other cases V_{GS} = 4.5V.

αMOS1 High Voltage MOSFETs[1] *(Continued)*

Part Number	Package	Configuration	Polarity	ESD Diode	Schottky Diode	V_{DS} (V)	V_{GS} (±V)	I_D (A) 25°C	P_D (W) 25°C	$R_{DS(ON)}$ (mΩ max) at V_{GS} = 10V	4.5V	2.5V	1.8V	VGS(th) (max V)	Ciss (pF)	Coss (pF)	Crss (pF)	Qg (nC)	Qgd (nC)	Trr (ns)	Qrr (nC)
TO-252																					
AOD11S60	TO-252	Single	N	No	No	600	30	11	208	399				4.1	545	37.3	1.42	11†	3.8	250	3300
AOD4S60	TO-252	Single	N	No	No	600	30	4	56.8	900				4.1	263	21	0.75	6†	1.8	177	1500
AOD7S60	TO-252	Single	N	No	No	600	30	7	83	600				3.9	372	28	1.2	8.2†	2.8	198	2400
AOD7S65	TO-252	Single	N	No	No	650	30	7	89	650				4	434	30	17.5	9.2†	2.7	224	2800
TO-262																					
AOW29S50	TO-262	Single	N	No	No	500	30	29	357	150				3.9	1312	88	2.5	26.6†	9.2	387	7300
AOW11S60	TO-262	Single	N	No	No	600	30	11	178	399				4.1	545	37.3	1.42	11†	3.8	250	3300
AOW15S60	TO-262	Single	N	No	No	600	30	15	208	290				3.8	717	58	1.3	15.6†	6	282	4500
AOW20S60	TO-262	Single	N	No	No	600	30	20	266	199				4.1	1038	68	2.1	19.8†	7.6	350	5700
AOW4S60	TO-262	Single	N	No	No	600	30	4	83	900				4.1	263	21	0.75	6†	1.8	177	1500
AOW7S60	TO-262	Single	N	No	No	600	30	7	104	600				3.9	372	28	1.2	8.2†	2.8	198	2400
AOW11S65	TO-262	Single	N	No	No	650	30	11	198	399				4	646	42	1.1	13.2†	4.3	278	4200
AOW15S65	TO-262	Single	N	No	No	650	30	15	208	290				4	841	58	1.1	17.2†	5.6	320	5500
AOW25S65	TO-262	Single	N	No	No	650	30	25	357	190				4	1278	87	1.4	26.4†	9.5	408	8270
AOW7S65	TO-262	Single	N	No	No	650	30	7	104	650				4	434	30	1	9.2†	2.7	224	2800
TO-262F																					
AOWF11S60	TO-262F	Single	N	No	No	600	30	11	28	399				4.1	545	37.3	1.42	11†	3.8	250	3300
AOWF15S60	TO-262F	Single	N	No	No	600	30	15	27.8	290				3.8	717	58	1.3	15.6†	6	282	4500
AOWF20S60	TO-262F	Single	N	No	No	600	30	20	28	199				4.1	1038	68	2.1	19.8†	7.6	350	5700
AOWF4S60	TO-262F	Single	N	No	No	600	30	4	83	900				4.1	263	21	0.75	6†	1.8	177	1500
AOWF7S60	TO-262F	Single	N	No	No	600	30	7	25	600				3.9	372	28	1.2	8.2†	2.8	198	2400
AOWF11S65	TO-262F	Single	N	No	No	650	30	11	28	399				4	646	42	1.1	13.2†	4.3	278	4200
AOWF15S65	TO-262F	Single	N	No	No	650	30	15	28	290				4	841	58	1.1	17.2†	5.3	320	5500
AOWF25S65	TO-262F	Single	N	No	No	650	30	25	28	190				4	1278	87	1.4	26.4†	9.5	408	8270
AOWF7S65	TO-262F	Single	N	No	No	650	30	7	25	650				4	434	30	1	9.2†	2.7	224	2800
TO-263																					
AOB27S60L	TO-263	Single	N	No	No	600	30	27	357	160				4	1294	80	2.3	26†	8.8	440	7500
AOB42S60L	TO-263	Single	N	No	No	600	30	37	417	109				3.8	2154	135	2.7	40†	11.9	473	10500
AOB4S60	TO-263	Single	N	No	No	600	30	4	83	900				4.1	263	21	0.75	6†	1.8	177	1500
AOB7S60	TO-263	Single	N	No	No	600	30	7	104	600				3.9	372	28	1.2	8.2†	2.8	198	2400
AOB11S65	TO-263	Single	N	No	No	650	30	11	198	399				4	646	42	1.1	13.2†	4.3	278	4200
AOB15S65	TO-263	Single	N	No	No	650	30	15	208	290				4	841	58	1.1	17.2†	5.3	320	5500
AOB25S65	TO-263	Single	N	No	No	650	30	25	357	190				4	1278	87	1.4	26.4†	9.5	408	8270
AOB7S65	TO-263	Single	N	No	No	650	30	7	104	650				4	434	30	17.5	9.2†	2.7	224	2800

1. Not recommended for new designs. Please contact your local sales office for a replacement part, if any.
2. On-resistance Static Source-Source, otherwise Static Drain-Source.

* $R_{DS(ON)}$ measured at V_{GS} other than 10V, 4.5V or 1.8V.
† Qg measured with V_{GS} = 10V. In all other cases V_{GS} = 4.5V.

ALPHA & OMEGA
SEMICONDUCTOR

Powering a Greener Future™